

# Loudspeaker Systems



SHURE





# PRO MASTER™

## Model 701 Loudspeaker

A giant step forward in professional quality sound reinforcement loudspeakers. The Model 701 is a highly efficient, lightweight, portable two-way speaker system which provides high SPL sound reinforcement of wide-frequency range program material for every location from large auditoriums to the most intimate clubs.

### Exclusive Adjustable Dispersion — Tailors the Sound to the Area

Finally! A loudspeaker that puts the sound where you want it... with the twist of a knob. Shure calls it Adjustable Dispersion—soundmen call it indispensable!

Faced with a long narrow room? Set the high-frequency horn for a 60° long-throw pattern. Wide room? Set it for 120° wide-angle coverage. Nothing else like it, at any price.

### High-Performance as a System or in a System

Advanced computer design techniques have made it possible to produce a wide-range efficient loudspeaker system in a startlingly small enclosure. The 701 is designed to operate with an amplifier capable of delivering 150 watts continuous to an 8-ohm load. Delivers a walloping 100.5 dB sound pressure level (SPL) at 1.2m (4 feet) with one watt!

The PRO MASTER™ 701 is an ideal companion to the Model 700 PRO MASTER console, or it can be used separately with other components, or as part of "house" systems. You can easily modify it for bi-amplified operation. And PRO MASTER 701 loudspeakers are super as musical instrument speakers for synthesizers, other keyboards, and guitars.


### Ultra-Transportable and Practically Abuse-Proof

Every extra ounce, every unnecessary cubic inch, has been computer designed OUT of the PRO MASTER 701 loudspeaker. Going on the road? No musclemen or dollies are required. Two 701 speakers (plus a console) easily fit into virtually any subcompact car. That means you CAN take them with you—easily!

The PRO MASTER loudspeaker enclosure is solid 15.9 mm (5/8 in.) plywood, vinyl covered, and the horn is structural foam... so it's lightweight and unaffected by high humidity (unlike heavy particleboard). The PRO MASTER 701 has been torture-tested to withstand the kind of bumps and abuse that go with repeated setups and takedowns.



120° Wide Angle for Wide Rooms



60° Long Throw  
for Narrow Rooms

Model 701  
PRO MASTER™ Loudspeaker





## Model 701 PRO MASTER™ Speaker System Specifications

**Power Rating:** Maximum recommended amplifier output: 150 watts to 8 ohms, 34.6 Vrms, 55V peak.

**Impedance:** 8 ohms nominal.

**Frequency Response:** 50 Hz to 15 kHz (See Typical Frequency Response).

**Crossover Frequency:** 2,000 Hz; high frequency: 18 dB/octave rolloff.

**Sound Pressure Level (SPL):** EIA rating: 53 dB at 9.2m (30 ft.) from 1 milliwatt, equivalent to 100.5 dB at 1.2m (4 ft.) with 1-watt input.

**Phasing (Polarity):** Positive voltage on phone jack tip produces positive sound pressure.

**High-Frequency Section:** 120° or 60° (selectable) radial horn, with Shure-designed and -manufactured high-power driver.

**Low-Frequency Section:** 381 mm (15-in.) woofer in a front-ported bass reflex cabinet.

**Horizontal Distribution:** 120° or 60° (See Typical Polar Patterns).

**Vertical Distribution:** 90°.

**Directivity Factor  $R_0$  (Q):** 6.6 at 2 kHz with 120° horn angle; 10 with 60° horn angle.

### Environmental:

Operating Temperature: -7° to 43° C (20° to 110° F).

Storage Temperature: -29° to 71° C (-20° to 160° F).

**Connectors:** Two parallel-wired phone jacks.


**Cable:** 15m (50 ft.) 18-gauge, rubber-jacketed, with phone plugs.

**Overall Dimensions** (including feet): 702 mm H x 584 mm W x 402 mm D (27 7/8 in. x 23 in. x 15 3/16 in.).

**Weight:** 26.4 kg (58 lbs.).

**Construction:** 15.9 mm (5/8 in.) plywood, black vinyl covering, black fabric grille, steel corner protectors, plastic feet.

**Optional Accessories:** A701C Protective Slip-On Cover with Cable Pocket; A112D Wall-Mount Swivel and Tilt Bracket; A102A 70-Volt Transformer.

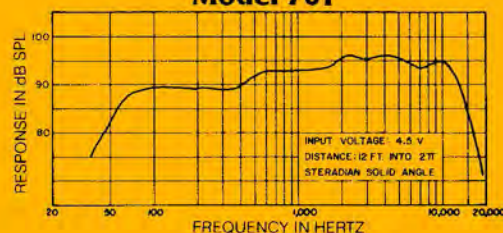


60°-120° for  
"L" Shaped Rooms

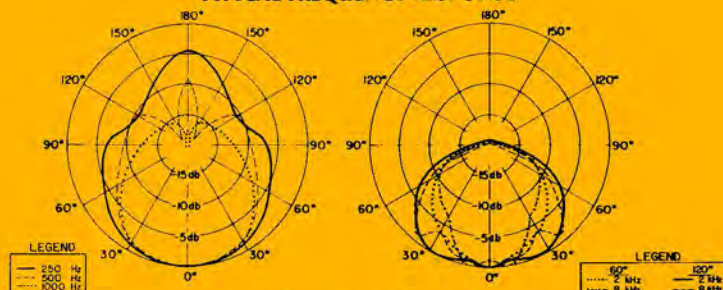


Performance heavyweights...  
In a lightweight enclosure!

## Model 701

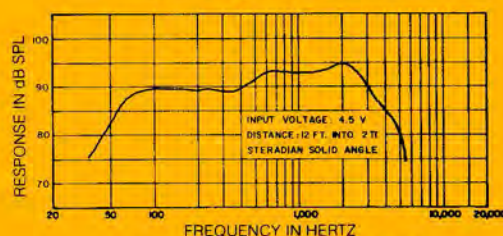


### TYPICAL FREQUENCY RESPONSE

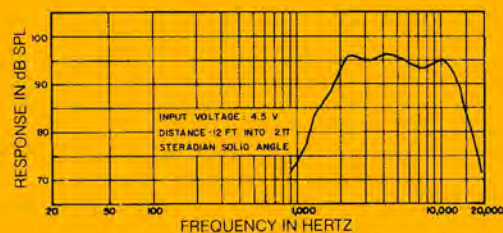


### TYPICAL POLAR PATTERNS

### TYPICAL FREQUENCY RESPONSE

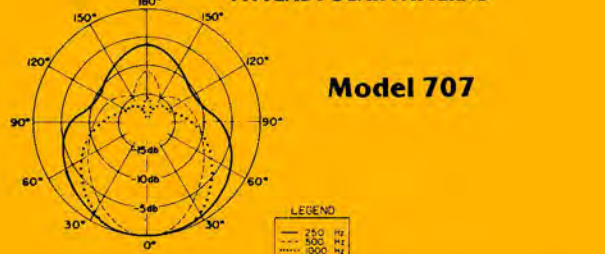


### Model 707 Low-Frequency Module



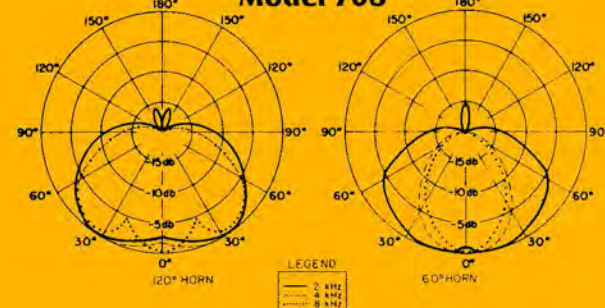
### Model 708 High-Frequency Module

### TYPICAL POLAR PATTERNS



## Model 707

### Model 708





# PRO MASTER™ Modular Loudspeakers Models 707 and 708

In response to many requests by sound installers and entertainers, Shure has made the high-performance, efficient high-frequency horn and low-frequency sections of the PRO MASTER™ 701 loudspeaker system available in modular form. Model 707 is the low-frequency module; Model 708 is the high-frequency module. These modular units may be used to construct a custom speaker stack, to add high- or low-frequency emphasis to another full-range system, or to create a custom stage monitor system.

## Put Together YOUR Sound

The physical and electroacoustic characteristics of both these modular units make them extraordinarily versatile.

*Used together*, a 707 and 708 are electrically and acoustically equivalent to a Shure Model 701 full-range speaker system: they provide full-range reinforcement with no external crossover needed, or they can be biamped with separate power amplifiers and an electronic crossover.

*Used separately*, they can be stacked into many different convenient configurations. When intense low and middle frequencies are desired, as in discos, a stacked 701 and 707 will provide a substantial low-frequency emphasis.

When it is necessary to cut through with more high-frequency energy, a 701 and an added 708 will do the job.

## Performance Plus!

PRO MASTER 707 and 708 loudspeakers are each designed to operate with an amplifier capable of delivering up to 150 watts continuous to an 8-ohm load. They combine a clean sound with high SPL sound reinforcement to meet the most demanding requirements of modern musicians, in conventional and unconventional setups.

They are built to the same standards of ruggedness as the PRO MASTER 701, and torture-tested to withstand the same kind of bumps and abuse that go with repeated setups and takedowns on the road.

## Model 707

The low-frequency module has a 381 mm (15-in.) woofer in a front-ported bass reflex cabinet with rubber feet on two surfaces, and a beveled back allowing the speaker to be tilted. It has a frequency response of 50 to 2,600 Hz, an acoustic rolloff above 2,600 Hz and low-frequency impedance of 8 ohms.

## Model 708

The high-frequency adjustable dispersion module has a Shure-designed and -manufactured, high-power compression driver and a high-frequency horn with a knob adjustment for either a 120° or 60° dispersion angle to permit optimum coverage of various room shapes. It has a frequency response of 2,000 to 15,000 Hz, an internal crossover filter rolling off at 18 dB per octave below 2,000 Hz, and a high-frequency impedance of 8 ohms.

**Model 708**

**High-Frequency Module**



**Model 707 Low-Frequency Module**

## Models 707 and 708 PRO MASTER™ Modular Loudspeaker Specifications

(When the 707 and 708 are combined, they are electrically and acoustically identical to the Model 701.)

	<b>Model 707</b>	<b>Model 708</b>
<b>Power Rating:</b>	Maximum recommended amplifier output: 150 watts to 8 ohms. 34.6 Vrms, 55V peak.	Maximum recommended amplifier output, 150 watts to 8 ohms. 34.6 Vrms, 55V peak.
<b>Impedance:</b>	8 ohms at low frequencies.	8 ohms at high frequencies.
<b>Frequency Response:</b>	50 to 2,600 Hz (See Typical Frequency Response).	2,000 to 15,000 Hz (See Typical Frequency Response).
<b>Crossover Frequency:</b>	Acoustic rolloff above 2,600 Hz.	2,000 Hz, 18 dB/octave LC network.
<b>Sound Pressure Level (SPL):</b>	EIA rating: 53 dB at 9.2m (30 ft.) from 1 milliwatt at 1 kHz, equivalent to 100.5 dB at 1.2m (4 ft.) with 1-watt input.	EIA rating: 53 dB at 9.2m (30 ft.) from 1 milliwatt at 3 kHz, equivalent to 100.5 dB at 1.2m (4 ft.) with 1-watt input.
<b>Phasing (Polarity):</b>	Positive voltage on phone jack tip produces positive sound pressure.	Positive voltage on phone jack tip produces positive sound pressure.
<b>Speaker Components:</b>	381 mm (15-in.) woofer in front-ported bass reflex enclosure.	120° or 60° (selectable) radial horn with Shure high-power compression driver.
<b>Horizontal Distribution:</b>	135° (See Typical Polar Patterns).	120° or 60° (See Typical Polar Patterns).
<b>Vertical Distribution:</b>	135°.	90°.
<b>Directivity Factor R<sub>d</sub> (Q):</b>	3.1 at 250 Hz, 6.0 at 500 Hz, 6.6 at 1 kHz.	With 120° horn: 3.0 at 2 kHz, 4.3 at 4 kHz; with 60° horn: 6.1 at 2 kHz, 17.0 at 4 kHz.
<b>Environmental:</b>		
<b>Operating Temperature:</b>	−7° to 43° C (20° to 110° F).	−7° to 43° C (20° to 110° F).
<b>Storage Temperature:</b>	−29° to 71° C (−20° to 160° F).	−29° to 71° C (−20° to 160° F).
<b>Connectors:</b>	Two parallel-wired phone jacks.	Two parallel-wired phone jacks.
<b>Overall Dimensions (excluding feet):</b>	480 mm H x 584 mm W x 510 mm D (18 7/8 in. x 23 in. x 20 1/16 in.).	196 mm H x 601 mm W x 380 mm D (7 7/8 in. x 23 3/8 in. x 14 3/8 in.).
<b>Weight:</b>	18 kg (39 1/2 lbs).	8.4 kg (18 1/2 lbs).
<b>Construction:</b>	15.9 mm (5/8 in.) plywood, black vinyl covering, black fabric grille, steel corner protectors, rubber feet.	15.9 mm (5/8 in.) plywood, black vinyl covering, steel corner protectors.
<b>Supplied Accessories:</b>		Four rubber feet and fastening screws.
<b>Optional Accessories:</b>	RKC4, 15.2m (50 ft.) cable with phone plugs; A102A, 70-Volt Transformer.	RKC4, 15.2m (50 ft.) cable with phone plugs; A102A, 70-Volt Transformer.



# PRO MASTER™

## Model 703 Stage Monitor

A high-quality, high-output stage monitor with unprecedented four-way flexibility and applicability. Patterns the sound to zero in on you *anywhere* on stage. Unique adjustable dispersion high-frequency focusing wedges, combined with long- or short-throw speaker positions, enable you to concentrate the sound energy on the part of the stage where it is most needed.

### We've got your act covered!

Special removable wedges (circle below) make it possible to achieve wide-angle 120° coverage for greater freedom of movement on stage, or a tight 60° angle for a narrow "personalized" pattern and minimum sound spillover from one monitor to the other. (The 60° angle also increases the high-frequency response by approximately 5 dB.)

Set the speaker on its back at the foot of the performer for close-up use, or place it upright when the performer is farther away. Whatever the situation, the 703 puts the sound where it serves the performer!

### Shaped Response Cuts Through

Incorporates the special Shure-developed performance-proven shaped response for monitor speakers. Controlled bass rolloff and boosted mid-range puts the sound energy where it belongs in monitor applications. (Ends bass muddiness that degrades many monitor speakers—vocals cut through cleanly, whatever the level of the background sound.)

### High Efficiency!

As with all speakers in the PRO MASTER line, the 703 uses highly efficient loudspeaker components to produce high sound pressure level, a hefty 97 dB SPL at 1.2m (4 ft.) with a one-watt input, and up to 117 dB SPL with 100 watts! The high-frequency driver and two 203 mm (8 in.) heavy-duty speakers provide excellent sound reproduction from virtually any power amp capable of delivering up to 100 watts to an 8-ohm load.

### Good Looks That Last

The 703 is constructed of 15.9 mm (5/8 in.) plywood and covered in scuff-resistant black vinyl. The attractive black sculptured fabric grille is rugged, cleanable, and replaceable if damaged. A retractile handle and balanced design contribute to ease of transporting, and the corners are equipped with steel protectors.



Model 703

Two high-frequency focusing wedges inserted in horn

### Model 703 PRO MASTER™ Stage Monitor Speaker System Specifications

**Power Rating:** Maximum recommended amplifier output: 100 watts continuous, 28 Vrms, 48V peak to 8 ohms.

**Impedance:** 8 ohms nominal.

**Frequency Response:** 100 Hz to 16 kHz (See Typical Frequency Response) optimized for natural wide-range voice reproduction.

**Sound Pressure Level (SPL):** EIA rating: 49.5 dB at 9.2m (30 ft.) from 1 milliwatt; equivalent to 97 dB at 1.2m (4 ft.) with 1-watt input.

**Phasing (Polarity):** Positive voltage on phone jack tip produces positive sound pressure.

**Crossover Frequency:** 2,600 Hz; high frequency: 18 dB/octave rolloff; low frequency: 6 dB/octave rolloff.

**High-Frequency Section:** Radial horn and driver.

**Low-Frequency Section:** Two 203 mm (8-in.) speakers.

**Horizontal Distribution:** 120° or 60° with wedges (See Typical Polar Patterns).

**Vertical Distribution:** 85° with wedges; 80° without wedges.

**Directivity Factor  $R_0$  (Q):** 7.9 at 1 kHz full octave measurement. 7.9 at 4 kHz with wedges; 4.2 at 4 kHz without wedges.

#### Environmental :

Operating Temperature: -7° to 43° C (20° to 110° F).

Storage Temperature: -29° to 71° C (-20° to 160° F).

**Connectors:** Two parallel-wired phone jacks.

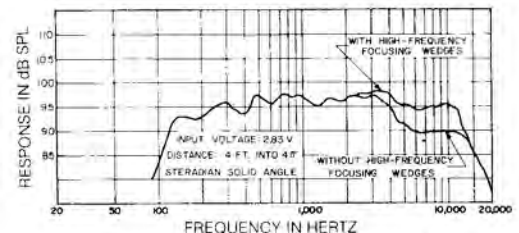
**Overall Dimensions:** 283 mm H x 587 mm W x 438 mm D (11 1/8 in. x 23 1/8 in. x 17 1/4 in.).

**Weight:** 14.3 kg (31 lbs, 8 oz).

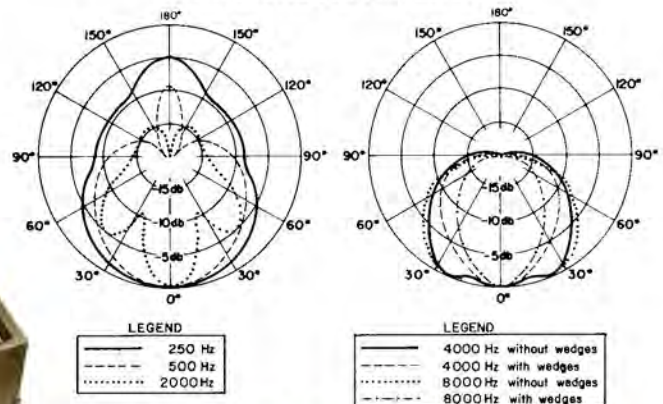
**Construction:** 15.9 mm (5/8 in.) plywood, black vinyl covering, black fabric grille, retractile handle, steel corner protectors, rubber feet.

**Supplied Accessories:** Snap-on Protective Cover; High-Frequency Focusing Wedges.

**Optional Accessory:** RKC4 15m (50 ft.) cable with phone plugs.



TYPICAL FREQUENCY RESPONSE



TYPICAL POLAR PATTERNS

SHORT THROW  
for close-up performers

LONG THROW  
for distant performers

60° DISPERSION  
for minimum spillover

120° DISPERSION  
for wide-angle coverage



# Model 702 Stage Monitor

The Shure Model 702 is a complete two-way stage monitor at a modest price. It may be used with virtually any power amplifier capable of delivering up to 50 watts to a 16-ohm load.

## Performance-Proven Shaped Response

The 702 was designed after a careful analysis and evaluation of the unique needs of concert performers. The result is a stage monitor with a specially tailored frequency response that gives a clear, clean sound. The 702 cuts through!

Excellent sound reproduction is achieved through the use of two 203 mm (8-in.) heavy-duty speakers and three piezoelectric tweeters. The tweeters are arranged in a "cross-firing" configuration, providing uniform horizontal coverage.

A volume control permits individual adjustment of the 702 volume. This is of particular value when several 702's are connected to one power amplifier.

## Long- or Short-Throw Operation

Rubber feet on two sides allow you to position the 702 at either a 30° or 60° angle to the stage. Set it on its back at the foot of the performer for close-up use, or place it upright when the performer is farther away.

## Rugged, Lightweight, and Good-Looking

Construction is heavy 15.9 mm (5/8 in.) plywood, covered with scuff-resistant black vinyl and fitted with corner protectors. Volume control is protected in a recessed control panel. The attractive black sculptured fabric grille is rugged, cleanable and replaceable if damaged. Total weight is only 9.1 kg (20 lbs.)! Plus sharp styling and a low profile that won't steal the stage.



Model 702

## Model 702 Specifications

**Power Rating:** Maximum recommended amplifier output: 50 watts continuous, 28 Vrms, 48V peak to 16 ohms.

**Impedance:** 16 ohms nominal.

**Frequency Response:** 100 Hz to 20 kHz (See Typical Frequency Response) optimized for natural wide-range vocal monitor application.

**Sound Pressure Level (SPL):** EIA rating: 49.5 dB at 9.2m (30 ft.) from 1 milliwatt; equivalent to 97 dB at 1.2m (4 ft.) with 1-watt input.

**Phasing (Polarity):** Positive voltage on phone jack tip produces positive sound pressure.

**High-Frequency Section:** Three piezoelectric tweeters in a concave array.

**Low-Frequency Section:** Two 203 mm (8-in.) speakers.

**Horizontal Distribution:** 90° (See Typical Polar Patterns).

**Vertical Distribution:** 110°.

**Directivity Factor  $R_0$  (Q):** 8.1 at 1 kHz full octave measurement.

### Environmental:

Operating Temperature: -7° to 43° C (20° to 110° F).

Storage Temperature: -29° to 71° C (-20° to 160° F).

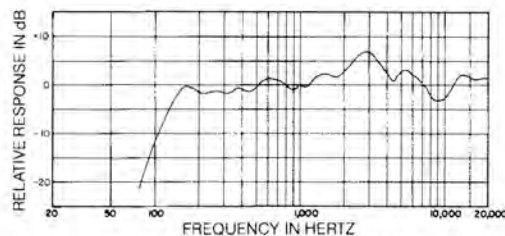
**Connectors:** Two parallel-wired phone jacks.

**Overall Dimensions:** 395 mm H x 533 mm W x 264 mm D (15 15/16 in. x 21 in. x 10 3/8 in.).

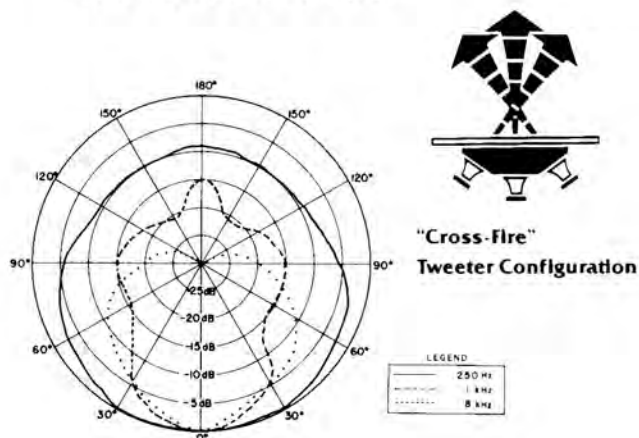
**Weight:** 9.1 kg (20 lbs.).

**Construction:** 15.9 mm (5/8 in.) plywood, black vinyl covering, black fabric grille, retractile handle, steel corner protectors, rubber feet.

**Optional Accessories:** RKC4 15m (50 ft.) cable with phone plugs; A702A Protective Cover.



TYPICAL FREQUENCY RESPONSE



TYPICAL POLAR PATTERNS



SHORT THROW  
for close-up performers



LONG THROW  
for distant performers



# SR SERIES

## SR102 & SR103

Outstanding performance in sound reinforcement systems. These columns have a wide frequency range and very low distortion, and high sound penetration power. Model SR102 is designed for portable use and Model SR103 for permanent installation.

### Penetrating Power

The SR102 and SR103 were designed to offer superb audio performance with a highly directional characteristic for high quality reproduction with maximum feedback reduction. This makes them the perfect choice in situations that combine high ambient noise levels in difficult reverberant rooms. Both units are electrically and acoustically similar.

These systems utilize two 254 mm (10 in.) and four 203 mm (8 in.) heavy-duty loudspeakers, along with twin high-frequency loudspeakers that function as both dome radiators and acoustic horn radiators. The enclosure includes a specially tuned rear port that heightens penetrating power by producing a highly directional characteristic.

The SR102 and SR103 are rated at 100 watts maximum program material with a 16-ohm load. They are designed for use with the Shure Model 700 PRO MASTER™ Console, the Shure Model SR105 Power Amplifier, or similar high-power amplifiers. They may be used with either direct (4 to 16 ohms) or constant-voltage (25 or 70 volts) amplifier outputs without matching transformers.

### Model SR102

The SR102 is a portable speaker column, and is intended primarily for temporary installations. Its enclosure is fitted with anodized solid aluminum siderails for protection, and with a strong retractile handle for ease in transportation. The enclosure is covered with a tough, scratch-resistant, moisture-proof vinyl fabric.

### Model SR103

The SR103 is intended for permanent installations, and may be used outdoors for extended periods (days) without adverse effects. All electrical components, hardware and enclosed surfaces have been designed for maximum resistance to adverse weather conditions. Adhesives used are moisture-resistant, and all trim and fastening hardware are highly corrosion-resistant. Drain holes are provided to minimize moisture accumulation.

### Models SR102 and SR103 Specifications

**Power Rating:** 100 watts maximum (16-ohm strapping, 40V; or 64-ohm strapping, 80V).

**Power Load for Constant-Voltage Operation:** 39 watts (25-volt operation, 16 ohms); 78 watts (70.7-volt operation, 64 ohms).

**Impedance:** 16 ohms nominal (25-volt strapping); 64 ohms nominal (70.7-volt strapping).

**Frequency Response:** 100 Hz to 15 kHz (See Typical Frequency Response).

**Crossover Frequency:** 5 kHz.

**Sound Pressure Level (SPL):** EIA rating: 53 dB at 9.2m (30 ft.) from 1 milliwatt; equivalent to 101 dB at 1.2m (4 ft.) with 1-watt input.

**Phasing (Polarity):** Positive voltage on plus (+) terminal or phone jack tip (SR102 only) produces positive sound pressure.

**Horizontal Distribution:** 140° (See Typical Polar Patterns).

**Vertical Distribution:** 65°.

#### Environmental:

Operating Temperature: -7° to 43° C (20° to 110° F).

Storage Temperature: -29° to 71° C (-20° to 160° F).

Humidity: SR102: Normal indoor/outdoor.

SR103: Moisture-resistant.

**Connectors:** SR102: One 6-screw terminal strip; two parallel-wired phone jacks.  
SR103: One 6-screw terminal strip.

**Mounting Hardware Supplied:** SR103: 5/16-18 x 1 1/2 in. screws.

**Overall Dimensions:** SR102: 1,522 mm H x 354 mm W x 241 mm D (59 1/8 in. x 13 7/8 in. x 9 1/2 in.). SR103: 1,513 mm H x 352 mm W x 240 mm D (59 1/8 in. x 13 7/8 in. x 9 7/8 in.).

**Weight:** SR102: 32.62 kg (72 lbs) including cable.  
SR103: 31.8 kg (70 lbs).

**Construction:** SR102: 19 mm (3/4 in.) plywood, black vinyl covering, black metal grilles, anodized aluminum trim strips. SR103: 19 mm (3/4 in.) plywood, black covering, black metal grilles, anodized aluminum trim strips. All surfaces (internal and external) and all components treated for weather resistance (SR103 only).

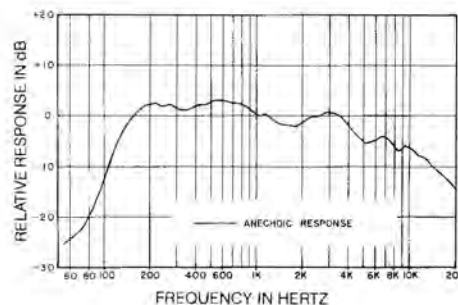
**Supplied Accessories:** SR102: One 15m (50 ft.) heavy-duty cable with locking phone plugs.

**Optional Accessories:** SR102 and SR103: A102A 70-Volt Transformer, SR102: A3S-T Speaker Tilt Stand, A50XC 15m (50 ft.) Extension Cable with male and female phone plugs. SR103: A103A Wall Mount Speaker Column Bracket.

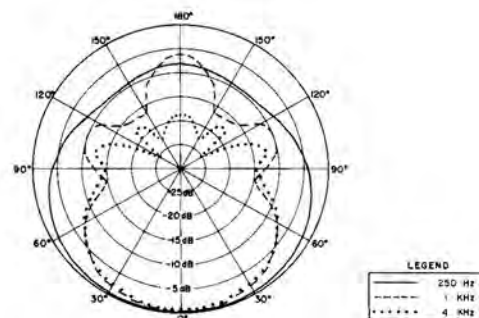
Model  
SR102



Model  
SR103



TYPICAL FREQUENCY RESPONSE



TYPICAL POLAR PATTERN



# SR112B, SR112W & SR116B

These compact, rugged speaker systems are designed for use wherever there's a need for a small, wide-range speaker system... nightclubs, discos, churches, studio monitor systems, schools, etc. The SR112B is designed to be weather-resistant, for use outdoors in semi-permanent installations. SR112W has a woodgrain finish for permanent indoor installation in applications where it is important that exterior appearance of the unit fit with existing decor, such as in churches, meeting rooms, or discos.

## Handles a Lot of Power...Efficiently!

The exceptional output power capability of the SR112B-SR116B speaker systems is the result of combined high power handling and efficient speaker design. They are designed to operate with amplifiers delivering up to 100 watts continuous power into 8 ohms, such as the Shure Model 700 PRO MASTER™ Console, the Shure SR105 Power Amplifier or similar high-power amplifiers.

For equivalent sound pressure level, the SR Series requires one-third the power of other compact speakers that require equalizers for full-range output! With one watt input, both speaker systems produce a sound pressure level (SPL) of 95.5 dB at 1.2m (4 ft.). That's 6 dB higher efficiency than some other brands of moderate size speakers, noted for their efficiency.

## Full-Range Response

The natural, lifelike sound quality is the result of two high power, heavy-duty 203 mm (8-in.) bass speakers and a high-frequency driver coupled to a 120° radial horn. Low-frequency performance is achieved through front-ported bass reflex design of the enclosure. A four-position switch allows individual high-frequency level adjustments in 2 dB steps.

## Model SR112B

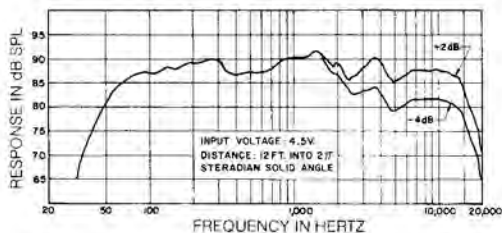
The SR112B is designed for permanent or semi-permanent installations. Because of extra weather protection, it can be installed under the roof of an open pavilion, or left out in the open during outdoor festivals for days at a time. Construction is 15.9 mm (5/8 in.) plywood, covered in black, scuff-resistant, textured vinyl. Molded feet protect surfaces and permit stacking.

## Model SR112W

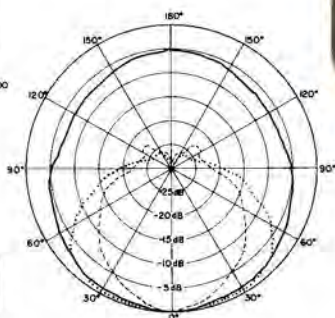
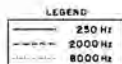
This is an attractive woodgrain version of the SR112B, designed for permanent indoor installation. It is constructed of 12.7 mm (1/2 in.) particleboard and covered in walnut-finish woodgrain and scuff-resistant vinyl. The grille is of rugged, brown acrylic fabric with pull tabs for easy access to the speakers. Can be wall-mounted with optional bracket.

## Model SR116B

The SR116B is a portable system for temporary installations either indoors or in a protected outdoor environment. Has built-in carrying handle and extra corner protection against the bumps and scrapes of touring.



TYPICAL FREQUENCY RESPONSE



TYPICAL POLAR PATTERN

## Models SR112B, SR112W and SR116B Specifications

**Power Rating:** Maximum recommended amplifier output to 8 ohms: 100 watts continuous, 28 Vrms, 48V peak.

**Power Load for Constant-Voltage Operation:** 78 watts (8 ohms, 25 volts).

**Impedance:** 8 ohms nominal.

**Frequency Response:** 45 Hz to 16 kHz (See Typical Frequency Response).

**Crossover Frequency:** 2,600 Hz; high-frequency: 18 dB/octave rolloff, low-frequency: 6 dB/octave rolloff.

**High-Frequency Attenuator:** 2 dB steps (+2 to -4).

**Sound Pressure Level (SPL):** EIA rating: 48 dB at 9.2m (30 ft.) from 1 milliwatt equivalent to 95.5 dB at 1.2m (4 ft.) with 1-watt input.

**Phasing (Polarity):** Positive voltage on plus (+) terminal (SR112B) or phone jack tip (SR116B) produces positive sound pressure.

**High-Frequency Section:** 120° radial horn.

**Horizontal Distribution:** 120° (See Typical Polar Patterns).

**Vertical Distribution:** 90°.

**Directivity Factor  $R_{\theta}$  (Q):** 6.9 at 2 kHz full octave measurement.

### Environmental:

Operating Temperature: -7° to 43° C (20° to 110° F).

Storage Temperature: -29° to 71° C (-20° to 160° F).

Humidity: SR112B: Moisture-resistant,

SR112W: Normal indoor,

SR116B: Normal indoor/outdoor.

**Connectors:** SR112B: One 2-screw terminal strip,

SR112W: One 2-screw terminal strip

SR116B: Two parallel-wired phone jacks.

**Overall Dimensions:** SR112B, SR116B: 400 mm H x 584 mm W x 381 mm D (15 3/4 in. x 23 in. x 15 in.). SR112W: 419 mm H x 606 mm W x 384 mm D (16 1/2 in. x 23 3/8 in. x 15 1/8 in.).

**Weight:** SR112B: 17.71 kg (39 lbs.),

SR112W: 18.61 kg (41 lbs.),

SR116B: 20.88 kg (46 lbs.).

**Construction:** SR112B, SR116B: 15.9 mm (5/8 in.) plywood, black vinyl covering, black sculptured fabric grille. SR112W: 12.7 mm (1/2 in.) particleboard, woodgrain vinyl covering, brown acrylic fabric grille. SR112B: All surfaces (internal and external) and all components treated for weather resistance. SR116B: Contains handle and steel corner protectors.

**Supplied Accessories:** SR116B: 15m (50 ft.) heavy-duty cable with phone plugs; grille cover.

**Optional Accessories:** A112A Tilt Bracket (SR112B & SR116B); A112D Wall Mount Swivel Bracket; A112C Protective Cover (SR116B); A102A 70-Volt Transformer.

Model SR112B



Model SR112W



Model SR116B





# VOCAL MASTER®

## Model VA300-S Speaker Column Model VA301-S Monitor Speaker

Probably the most popular entertainer loudspeaker columns ever! You'll find them in nightclubs, hotels, auditoriums, schools, and churches—and anywhere else where clear, reliable sound reproduction is a must.

They earned their reputation for a combination of moderate cost, excellent penetrating power, feedback control, and reliability even in tough, concert-tour conditions.

### Wide Response

Frequency response covering the entire vocal range. Special tuned rear ports deliver a directional output and heightened penetrating power. This directional output characteristic also allows you to "aim" the speaker column and monitor away from the microphone to reduce the dangers of feedback.

### Made To Go "On The Road"

Both units are built to withstand the roughest, most grueling punishment. They've been road-proven through countless tours by thousands of performing groups. Solid wood cabinetry is covered with scuff-resistant vinyl and braced with edge-protecting solid aluminum siderails.

Both VOCAL MASTER® Speaker Systems are easy to connect with the supplied cables.

Both units are designed to be used with the Shure VA300-C or VA302-C Control Consoles or any high-powered amplifier capable of delivering 100 watts to a 16-ohm load.

### Model VA300-S Speaker Column

This speaker system utilizes two 254 mm (10 in.) speakers and four 203 mm (8 in.) speakers. Selective, balanced use of these speaker cones gives you the "crispness" and clarity of smaller cones along with the vocal "body" of larger cones.

### Model VA301-S Monitor Speaker

The VA301-S is built on similar principles to the VA300-S, but is approximately one-half the size. It incorporates one 254 mm (10 in.) speaker and two 203 mm (8 in.) speakers. It is a highly directional system and features a built-in volume control that gives a performing group tight control over its output.

### Models VA300-S and VA301-S Speaker Column Specifications

	Model VA300-S	Model VA301-S
<b>Power Rating:</b>	100 watts.	50 watts.
<b>Impedance:</b>	16 ohms.	32 ohms (Volume Control at "10").
<b>Frequency Response:</b>	50 to 10,000 Hz.	50 to 10,000 Hz.
<b>Horizontal Distribution:</b>	140°.	110°.
<b>Vertical Distribution:</b>	65°.	60°.
<b>Overall Dimensions:</b>	1,594 mm H x 400 mm W x 222 mm D (62¾ in. x 15¾ in. x 8¾ in.).	914 mm H x 400 mm W x 222 mm D (36 in. x 15¾ in. x 8¾ in.).
<b>Weight:</b>	31.8 kg (70 lbs) including cable.	18.8 kg (41½ lbs) including cable.
<b>Construction:</b>	19 mm (¾ in.) plywood, gray vinyl covering, black grille, anodized aluminum hardware.	19 mm (¾ in.) plywood, gray vinyl covering, black grille, anodized aluminum hardware.
<b>Supplied Accessories:</b>	15.2m (50 ft.) 18-gauge, 2-conductor rubber-jacketed cable with phone plugs.	15.2m (50 ft.) 18-gauge, 2-conductor rubber-jacketed cable with phone plugs.
<b>Optional Accessories:</b>	A3S-S Speaker Stand; A3S-T Speaker Tilt Stand; A3PC-S Protective Cover; A50XC 15.2m (50 ft.) Extension Cable.	A3S-S Speaker Stand; A31PC-S Protective Cover; A50XC 15.2m (50 ft.) Extension Cable.

Model  
VA300-S



Model VA301-S



Shure Brothers Inc.  
222 Hartley Ave., Evanston, IL 60204