

## Replacement Transformers


Universal adaptability features the new THORDARSON radio replacement transformers described in this catalog. The same old stamina, which has characterized THORDARSON products for over 40 years, has been retained in every respect. THORDARSON transformers are the favorites of servicemen who choose quality merchandise to insure their own reputation.

Particular attention is directed to the new universal Type U mounting power transformers adaptable to practically all types of radio receivers now on the market.


# THORDARSON

## CATALOG 341

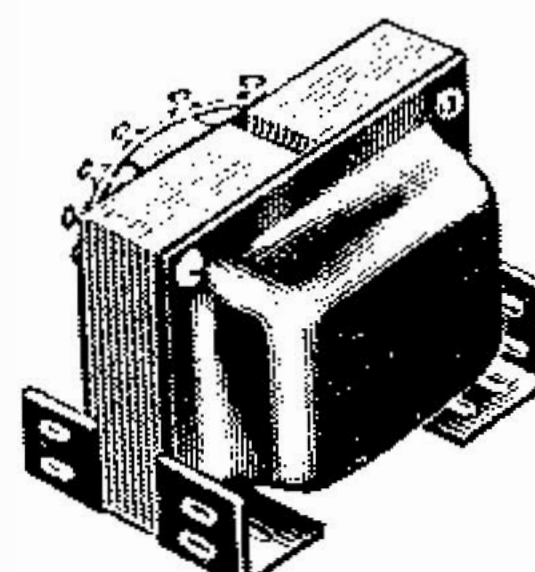
Fall 1935



2H

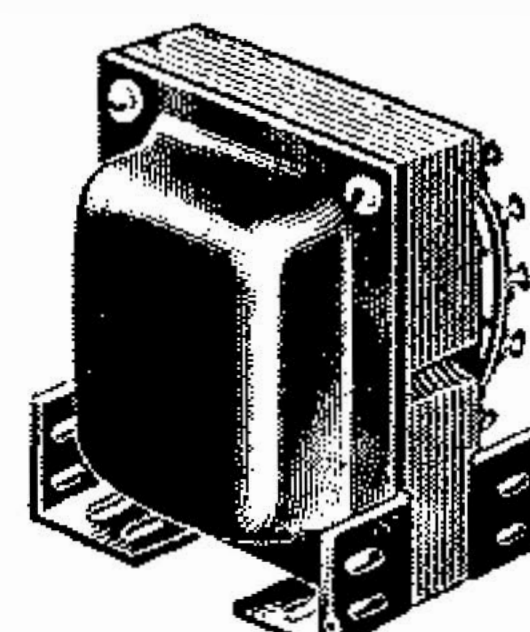


2G




2U

Horizontal



2U

Vertical



2U

Half-Shell

## Power Transformers

Primary 115 Volts, 60 Cycles

Half Shell Mounting, (Figure 2H)

Type	Pri. Input Watts	HV—CT		Secondary Windings				Fil.—CT		Dimensions			Mtg. Holes	Wt. Lbs.	List Price
		V.	M.A.	Rect. V.	A.	Fil.—CT V.	A.	Fil.—CT V.	A.	H.	W.	D.			
T-6049*	30	560	30	5	2	2.5	3.5			2 <sup>3</sup> / <sub>8</sub>	3	2 <sup>1</sup> / <sub>2</sub>	2 <sup>3</sup> / <sub>16</sub>	2	\$2.00
T-5002*	40	620	40	5	2	2.5	5			3	3 <sup>1</sup> / <sub>2</sub>	3	2 <sup>3</sup> / <sub>8</sub>	3 <sup>1</sup> / <sub>2</sub>	2.75
T-7020*	45	600	50	5	2	6.3	2			3	3 <sup>1</sup> / <sub>2</sub>	3	2 <sup>3</sup> / <sub>8</sub>	3 <sup>1</sup> / <sub>2</sub>	2.75
T-4900*	65	700	70	5	2	2.5	8.5			3 <sup>3</sup> / <sub>8</sub>	3 <sup>7</sup> / <sub>8</sub>	3 <sup>1</sup> / <sub>4</sub>	3 <sup>1</sup> / <sub>8</sub> x2 <sup>1</sup> / <sub>2</sub>	4 <sup>1</sup> / <sub>2</sub>	3.25
T-6362*	65	700	70	5	2	2.5	7	2.5	1.5	3 <sup>5</sup> / <sub>8</sub>	3 <sup>7</sup> / <sub>8</sub>	3 <sup>1</sup> / <sub>4</sub>	3 <sup>1</sup> / <sub>8</sub> x2 <sup>1</sup> / <sub>2</sub>	4 <sup>1</sup> / <sub>2</sub>	3.50
T-7021*	70	700	70	5	2	6.3	3	2.5	4	3 <sup>3</sup> / <sub>8</sub>	3 <sup>7</sup> / <sub>8</sub>	3 <sup>1</sup> / <sub>4</sub>	3 <sup>1</sup> / <sub>8</sub> x2 <sup>1</sup> / <sub>2</sub>	4 <sup>1</sup> / <sub>2</sub>	3.50
T-5003*	75	700	80	5	2	2.5	12			3 <sup>5</sup> / <sub>8</sub>	3 <sup>7</sup> / <sub>8</sub>	3 <sup>1</sup> / <sub>4</sub>	3 <sup>1</sup> / <sub>8</sub> x2 <sup>7</sup> / <sub>8</sub>	5	3.75
T-6363*	75	700	80	5	2	2.5	9	2.5	3	3 <sup>5</sup> / <sub>8</sub>	3 <sup>7</sup> / <sub>8</sub>	3 <sup>1</sup> / <sub>4</sub>	3 <sup>1</sup> / <sub>8</sub> x2 <sup>5</sup> / <sub>8</sub>	5	4.00

## Upright Shielded Mounting, (Figure 2G)

Type	Pri. Input Watts	HV—CT		Secondary Windings				Fil.—CT		Dimensions			Mtg. Holes	Wt. Lbs.	List Price
		V.	M.A.	Rect. V.	A.	Fil.—CT V.	A.	Fil.—CT V.	A.	H.	W.	D.			
T-5601*	60	650	70	5	2	5	.5	1.5	4	4 <sup>5</sup> / <sub>8</sub>	3 <sup>3</sup> / <sub>4</sub>	3 <sup>3</sup> / <sub>4</sub>	2 <sup>3</sup> / <sub>4</sub> x3	6	\$4.50
T-5602*	70	700	70	5	2	1.5	1	2.5	3	4 <sup>5</sup> / <sub>8</sub>	3 <sup>3</sup> / <sub>4</sub>	3 <sup>3</sup> / <sub>4</sub>	2 <sup>3</sup> / <sub>4</sub> x3	6 <sup>1</sup> / <sub>4</sub>	4.25
T-7061*	60	770	70	5	2	6.3	2.5			4 <sup>5</sup> / <sub>8</sub>	3 <sup>3</sup> / <sub>4</sub>	3 <sup>1</sup> / <sub>4</sub>	2 <sup>3</sup> / <sub>4</sub> x2 <sup>1</sup> / <sub>2</sub>	5 <sup>3</sup> / <sub>4</sub>	4.00
T-5603*	85	700	105	5	2	2.5	3	2.5	1.75	5	3 <sup>3</sup> / <sub>4</sub>	3 <sup>3</sup> / <sub>4</sub>	3 x 2 <sup>1</sup> / <sub>8</sub>	7 <sup>1</sup> / <sub>4</sub>	5.50
T-5604*	90	700	105	5	2	1.5	5	1.5	1						
T-5604*	90	700	105	5	2	2.5	12			5	3 <sup>3</sup> / <sub>4</sub>	3 <sup>3</sup> / <sub>4</sub>	3 x 3 <sup>1</sup> / <sub>8</sub>	7 <sup>1</sup> / <sub>4</sub>	5.25
T-5822	100	730	115	5	3	2.5	14			5	3 <sup>3</sup> / <sub>4</sub>	3 <sup>7</sup> / <sub>8</sub>	3 x 3 <sup>1</sup> / <sub>8</sub>	7 <sup>3</sup> / <sub>4</sub>	6.00
T-5605*	115	700	110	5	2	2.5	9	2.5	3	5	3 <sup>3</sup> / <sub>4</sub>	3 <sup>3</sup> / <sub>4</sub>	3 x 3 <sup>1</sup> / <sub>8</sub>	8	5.75
T-5605*	115	700	110	5	2	2.5	3								
T-7062*	110	745	145	5	2	6.3	4.5			5	3 <sup>3</sup> / <sub>4</sub>	3 <sup>7</sup> / <sub>8</sub>	3 <sup>1</sup> / <sub>4</sub> x3 <sup>1</sup> / <sub>8</sub>	7 <sup>1</sup> / <sub>4</sub>	5.50
T-6826	155	1100	150	5	3	7.5	2.5	2.5	5	5	3 <sup>3</sup> / <sub>4</sub>	4 <sup>3</sup> / <sub>8</sub>	3 <sup>5</sup> / <sub>8</sub> x3 <sup>1</sup> / <sub>8</sub>	9	6.50
T-6793	135	700	200	5	3	2.5	15	5	2	5	3 <sup>3</sup> / <sub>4</sub>	4 <sup>3</sup> / <sub>8</sub>	3 <sup>5</sup> / <sub>8</sub> x3 <sup>1</sup> / <sub>8</sub>	9	8.00
T-6935	135	775	200	5	3	6.3	3			5	3 <sup>3</sup> / <sub>4</sub>	4 <sup>3</sup> / <sub>8</sub>	3 x 2 <sup>3</sup> / <sub>4</sub>	9	7.00


## Universal Service Mounting, (Figure 2U)

Type	Pri. Input Watts	HV—CT		Secondary Windings				Fil.—CT		Dimensions			Mtg. Holes	Wt. Lbs.	List Price
		V.	M.A.	Rect. V.	A.	Fil.—CT V.	A.	Fil.—CT V.	A.	H.	W.	D.			
T-7537	45	650	40	5	3	2.5	5.25			2 <sup>1</sup> / <sub>2</sub>	2 <sup>1</sup> / <sub>2</sub>	3	2 x 2 <sup>1</sup> / <sub>2</sub>	2 <sup>3</sup> / <sub>4</sub>	\$2.35
T-7538	45	650	40	5	3	6.3	2			2 <sup>1</sup> / <sub>2</sub>	2 <sup>1</sup> / <sub>2</sub>	3	2 x 2 <sup>1</sup> / <sub>2</sub>	2 <sup>3</sup> / <sub>4</sub>	2.35
T-7539	55	700	50	5	3	2.5	7			3	2 <sup>1</sup> / <sub>8</sub>	3 <sup>3</sup> / <sub>8</sub>	2 <sup>1</sup> / <sub>4</sub> x2 <sup>13</sup> / <sub>16</sub>	3 <sup>1</sup> / <sub>4</sub>	2.75
T-7540	55	700	50	5	3	2.5	5.25	2.5	1.75	3	2 <sup>1</sup> / <sub>8</sub>	3 <sup>3</sup> / <sub>8</sub>	2 <sup>1</sup> / <sub>4</sub> x2 <sup>13</sup> / <sub>16</sub>	3 <sup>1</sup> / <sub>4</sub>	3.00
T-7543	65	700	70	5	3	6.3	2.5			3 <sup>1</sup> / <sub>2</sub>	3 <sup>1</sup> / <sub>8</sub>	3 <sup>3</sup> / <sub>4</sub>	2 <sup>1</sup> / <sub>2</sub> x3 <sup>1</sup> / <sub>8</sub>	4 <sup>1</sup> / <sub>2</sub>	3.25
T-7541	70	700	70	5	3	2.5	9			3 <sup>1</sup> / <sub>2</sub>	3 <sup>1</sup> / <sub>8</sub>	3 <sup>3</sup> / <sub>4</sub>	2 <sup>1</sup> / <sub>2</sub> x3	4 <sup>1</sup> / <sub>2</sub>	3.35
T-7542	75	700	70	5	3	2.5	7	2.5	3.5	3 <sup>1</sup> / <sub>2</sub>	3 <sup>1</sup> / <sub>8</sub>	3 <sup>3</sup> / <sub>4</sub>	2 <sup>1</sup> / <sub>2</sub> x3 <sup>1</sup> / <sub>8</sub>	4 <sup>1</sup> / <sub>2</sub>	3.60
T-7544	100	700	110	5	3	2.5	10.5	2.5	3.5	4	3 <sup>1</sup> / <sub>2</sub>	4 <sup>1</sup> / <sub>8</sub>	2 <sup>3</sup> / <sub>4</sub> x3 <sup>1</sup> / <sub>2</sub>	6 <sup>1</sup> / <sub>2</sub>	4.50


25 Cycle, 115 Volt, primary, add 60% (items marked \* are stocked). 60 Cycle, 220 Volt, primary, add 30%.

Above list prices subject to regular trade discount





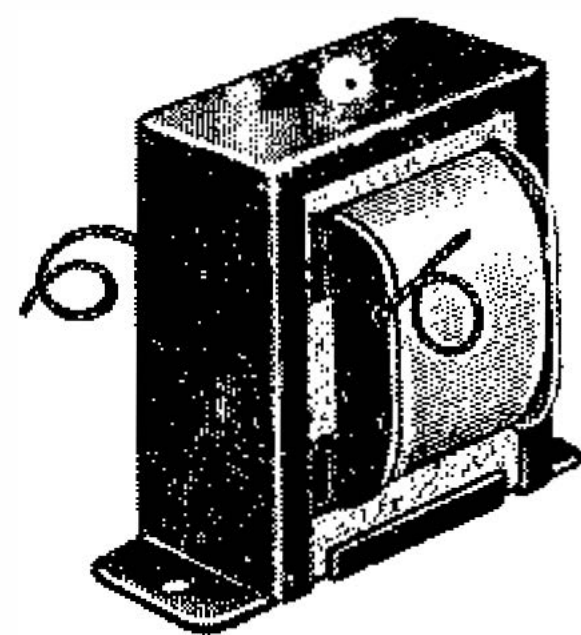
## Audio Transformers



2 A

Typical Application	Type	Turns Ratio	Primary M.A.	D.C. Ohms	Mtg. Fig.	Dimensions H.	W.	D.	Mtg. Holes	Wt. Lbs.	List Price
	R-100	1:2	8	1217	2C	2 <sup>3</sup> / <sub>8</sub>	2	1 <sup>5</sup> / <sub>8</sub>	Univ.	1	\$1.75
<b>Single Plate</b> 27, 56, etc. to <b>Single Grid</b> 56, 45, 47, etc.	T-2999	1:2	8	1296	2B	2 <sup>3</sup> / <sub>8</sub>	2	2	2 <sup>3</sup> / <sub>8</sub>	1 <sup>1</sup> / <sub>4</sub>	1.75
	T-5736	1:2	8	1296	2F	2 <sup>3</sup> / <sub>8</sub>	2	2 <sup>1</sup> / <sub>8</sub>	2 <sup>3</sup> / <sub>8</sub>	1 <sup>1</sup> / <sub>2</sub>	2.00
	R-103	1:2	8	1296	2C	2 <sup>1</sup> / <sub>2</sub>	2 <sup>1</sup> / <sub>8</sub>	1 <sup>7</sup> / <sub>8</sub>	Univ.	1 <sup>1</sup> / <sub>2</sub>	2.00
	R-260	1:2	8	1296	2A	2 <sup>3</sup> / <sub>8</sub>	2	2 <sup>1</sup> / <sub>8</sub>	2 <sup>3</sup> / <sub>8</sub>	1 <sup>1</sup> / <sub>2</sub>	2.50
	T-5737	1:3	8	2385	2B	3	2 <sup>1</sup> / <sub>2</sub>	2	2 <sup>7</sup> / <sub>8</sub>	1 <sup>3</sup> / <sub>4</sub>	3.00
	T-5738	1:3	8	2385	2F	3	2 <sup>1</sup> / <sub>2</sub>	2 <sup>1</sup> / <sub>2</sub>	2 <sup>7</sup> / <sub>8</sub>	2	3.25
	R-300	1:3	8	2385	2A	3	2 <sup>1</sup> / <sub>2</sub>	2 <sup>1</sup> / <sub>2</sub>	2 <sup>1</sup> / <sub>16</sub> x2	2	3.50
	T-3391	1:3.2	8	1394	2B	2 <sup>3</sup> / <sub>8</sub>	2	2	2 <sup>3</sup> / <sub>8</sub>	1 <sup>1</sup> / <sub>4</sub>	2.00
<b>Single Plate</b> 27, 56, etc. to <b>P-P Grids</b> 56, 45, 47, etc.	R-101	1:3.2	8	1394	2C	2 <sup>1</sup> / <sub>2</sub>	2 <sup>1</sup> / <sub>8</sub>	1 <sup>7</sup> / <sub>8</sub>	Univ.	1 <sup>1</sup> / <sub>2</sub>	2.25
	T-5739	1:3.2	8	1394	2F	2 <sup>3</sup> / <sub>8</sub>	2	2 <sup>1</sup> / <sub>8</sub>	2 <sup>3</sup> / <sub>8</sub>	1 <sup>1</sup> / <sub>2</sub>	2.25
	T-5740	1:3	8	2694	2B	3	2 <sup>1</sup> / <sub>2</sub>	2	2 <sup>7</sup> / <sub>8</sub>	1 <sup>3</sup> / <sub>4</sub>	3.50
	T-5741	1:3	8	2694	2F	3	2 <sup>1</sup> / <sub>2</sub>	2 <sup>1</sup> / <sub>2</sub>	2 <sup>7</sup> / <sub>8</sub>	2	3.75
	T-4304	1:3	8	2694	2A	3	2 <sup>1</sup> / <sub>2</sub>	2 <sup>1</sup> / <sub>2</sub>	2 <sup>1</sup> / <sub>16</sub> x2	2	4.00
	T-5742*	1:3	8	2159	2B	3	2 <sup>1</sup> / <sub>2</sub>	2	2 <sup>7</sup> / <sub>8</sub>	1 <sup>3</sup> / <sub>4</sub>	3.50
	T-5743*	1:3	8	2159	2F	3	2 <sup>1</sup> / <sub>2</sub>	2 <sup>1</sup> / <sub>2</sub>	2 <sup>7</sup> / <sub>8</sub>	2	3.75

\* High peak for power detection.




2 B

<b>P-P Plates</b> 27, 56, etc. to <b>P-P Grids</b> 56, 45, 47, etc.	T-6434	1:1.3	8	4268	2B	3	2 <sup>1</sup> / <sub>2</sub>	2	2 <sup>7</sup> / <sub>8</sub>	1 <sup>3</sup> / <sub>4</sub>	3.50
	T-5397	1:1.3	8	4268	2F	3	2 <sup>1</sup> / <sub>2</sub>	2 <sup>1</sup> / <sub>2</sub>	2 <sup>7</sup> / <sub>8</sub>	2	3.75
	T-6791*	1:1.5	13	3180	2B	3	2 <sup>1</sup> / <sub>2</sub>	2	2 <sup>7</sup> / <sub>8</sub>	1 <sup>3</sup> / <sub>4</sub>	3.50
	T-5870*	1:1.5	13	3180	2F	3	2 <sup>1</sup> / <sub>2</sub>	2 <sup>1</sup> / <sub>2</sub>	2 <sup>7</sup> / <sub>8</sub>	2	3.75

\* May carry grid current in Class AB, but should not be used in final Class B stages.

For Class B Input, refer to Catalog 345, page 2.

## Output Transformers




2 C

Type	Typical Application	Primary Secondary	D.C. Ohms	Mtg. M.A.	Fig.	Dimensions H.	W.	D.	Mtg. Holes	Wt. Lbs.	List Price
T-5701	Single or P-P power tubes	.1 to 29 ohms	452	20	2E	2 <sup>3</sup> / <sub>8</sub>	2	2	2 <sup>3</sup> / <sub>8</sub>	1 <sup>1</sup> / <sub>4</sub>	\$2.00
R-107			452	20	2C	2 <sup>1</sup> / <sub>2</sub>	2 <sup>1</sup> / <sub>8</sub>	1 <sup>7</sup> / <sub>8</sub>	Univ.	1 <sup>1</sup> / <sub>2</sub>	2.25
T-3399	P-P 45, etc.	6-12 ohms	600	25	2B	2 <sup>3</sup> / <sub>8</sub>	2	2	2 <sup>3</sup> / <sub>8</sub>	1 <sup>1</sup> / <sub>4</sub>	1.75
T-5744			600	25	2F	2 <sup>3</sup> / <sub>8</sub>	2	2 <sup>1</sup> / <sub>8</sub>	2 <sup>3</sup> / <sub>8</sub>	1 <sup>1</sup> / <sub>2</sub>	2.00
T-6748	P-P 45, etc. Class A Single 53 Class B	4-8-15-500 ohms	414	25	2F	3	2 <sup>1</sup> / <sub>2</sub>	2 <sup>1</sup> / <sub>2</sub>	2 <sup>7</sup> / <sub>8</sub>	2	3.75
T-6751	P-P 2A5, etc. Class A P-P 79, etc. Class B	4-8-15-500 ohms	426	31	2F	3	2 <sup>1</sup> / <sub>2</sub>	2 <sup>1</sup> / <sub>2</sub>	2 <sup>7</sup> / <sub>8</sub>	2	3.75
T-6594	P-P 50, etc. Class A P-P 2A5 Class AB	4-8-15-500 ohms	394	31	2F	3 <sup>1</sup> / <sub>2</sub>	2 <sup>7</sup> / <sub>8</sub>	3	3 <sup>5</sup> / <sub>16</sub>	3 <sup>1</sup> / <sub>4</sub>	5.00
T-6754	P-P 2A3 Class AB	4-8-15-500 ohms	149	64	2F	3 <sup>1</sup> / <sub>2</sub>	2 <sup>7</sup> / <sub>8</sub>	3	3 <sup>5</sup> / <sub>16</sub>	3 <sup>1</sup> / <sub>4</sub>	5.00
T-6752	P-P 46 or 59 Class B	4-8-15-500 ohms	251	50	2F	3 <sup>1</sup> / <sub>2</sub>	2 <sup>7</sup> / <sub>8</sub>	3	3 <sup>5</sup> / <sub>16</sub>	3 <sup>1</sup> / <sub>4</sub>	5.00
T-6806	Single 2A5, etc.	10 ohm V. C. or 2000 ohm mag. spk.	251	25	2F	2 <sup>3</sup> / <sub>8</sub>	2	1 <sup>7</sup> / <sub>8</sub>	2 <sup>3</sup> / <sub>8</sub>	1	2.50

For other Output Transformers, see Catalog 345, page 3.

## Filament Transformers

Primary 115 Volts, 60 Cycles



2 D

Type	Input Watts	Sec. V.	CT A.	Sec. V.	CT A.	Sec. V.	CT A.	Mtg. Fig.	Dimensions H.	W.	D.	Mtg. Holes	Wt. Lbs.	List Price
T-5061	10	2.5	3.5					2F	2 <sup>3</sup> / <sub>8</sub>	2	1 <sup>7</sup> / <sub>8</sub>	2 <sup>3</sup> / <sub>8</sub>	1	\$1.50
T-5469	15	2.5	5					2B	2 <sup>3</sup> / <sub>8</sub>	2	2	2 <sup>3</sup> / <sub>8</sub>	1 <sup>1</sup> / <sub>2</sub>	2.25
T-5455	30	2.5	10					2B	3 <sup>3</sup> / <sub>4</sub>	3	2 <sup>3</sup> / <sub>4</sub>	1 <sup>7</sup> / <sub>8</sub> x2 <sup>1</sup> / <sub>4</sub>	3 <sup>1</sup> / <sub>4</sub>	2.75
T-6399	20	5	3					2D	3 <sup>1</sup> / <sub>4</sub>	2 <sup>1</sup> / <sub>2</sub>	3	1 <sup>11</sup> / <sub>16</sub> x2 <sup>1</sup> / <sub>8</sub>	2 <sup>1</sup> / <sub>2</sub>	3.50
T-6185*	20	6.3	2.5	5	3	2.5	3	2E	2 <sup>1</sup> / <sub>4</sub>	2 <sup>5</sup> / <sub>8</sub>	2	3 <sup>1</sup> / <sub>8</sub>	1 <sup>1</sup> / <sub>4</sub>	2.00
T-7360	35	6.3	5					2D	3 <sup>3</sup> / <sub>4</sub>	2 <sup>7</sup> / <sub>8</sub>	3	1 <sup>13</sup> / <sub>16</sub> x2 <sup>1</sup> / <sub>8</sub>	3 <sup>1</sup> / <sub>2</sub>	4.00
T-5466	40	7.5	2.5	7.5	2.5			2E	3 <sup>3</sup> / <sub>4</sub>	3	2 <sup>3</sup> / <sub>4</sub>	1 <sup>7</sup> / <sub>8</sub> x2 <sup>1</sup> / <sub>4</sub>	3 <sup>1</sup> / <sub>4</sub>	3.00
T-5338	40	5	3	2.5	8.75	2.5	3.5	2F	3 <sup>1</sup> / <sub>2</sub>	2 <sup>7</sup> / <sub>8</sub>	3	3 <sup>5</sup> / <sub>16</sub>	3 <sup>1</sup> / <sub>4</sub>	4.75

\* Secondary tapped to give 3 voltages.


Above list prices subject to regular trade discount





## Filter Chokes

Type	Rated	Henries Inductance		Resist.	Mtg.	Dimensions			Mtg.	Wt.	List
	D.C.M.A.	Rated M.A.	No D.C.			H.	W.	D.			
T-1892	35	22	31.1	405	2B	2 1/4	2 5/8	2	3 1/8	1 1/4	\$1.75
T-6808	35	22	31.1	405	2F	2 3/8	2	2 1/8	2 3/8	1 1/2	2.00
R-105	75	10	13.2	266	2C	2 1/2	2 1/8	1 7/8	Univ.	1 1/4	1.75
T-4707	75	12	15.2	290	2E	2 1/4	2 5/8	2	3 1/8	1 1/4	1.75
T-5751	80	5	7.5	138	2B	2 3/8	2	2	2 3/8	1 1/4	1.50
T-5752	80	5	7.5	138	2F	2 3/8	2	2 1/8	2 3/8	1 1/2	1.75
T-6807	85	15	17.2	375	2B	3	2 1/2	2	2 7/8	1 3/4	2.00
T-1607	85	15	17.2	375	2F	3	2 1/2	2 1/2	2 7/8	2	2.25
R-196	85	15	17.2	375	2A	3	2 1/2	2 1/2	2 1/16 x 2	2	2.50
T-5753	110	9.5	13.5	200	2B	3	2 1/2	2	2 7/8	1 3/4	2.00
T-5754	110	9.5	13.5	200	2F	3	2 1/2	2 1/2	2 7/8	2	2.25
T-1700-B	130	8.75	21	231	2F	3 1/2	2 7/8	3	3 5/16	3 1/4	3.25
T-1700	130	8.75	21	231	2D	3 3/4	2 7/8	3	1 13/16 x 2 1/8	3 1/2	3.50




2 E

## Impedance Chokes

To couple two single audio stages

Type	Typical	Max.	Henries	Ohms	Mtg.	Dimensions			Mtg.	Wt.	List
	Application	D.C.M.A.	No D.C.	D.C.	Fig.	H.	W.	D.	Holes	Lbs.	Price
T-2927	For screen	8	1080	6150	2B	2	2 <sup>3</sup> / <sub>8</sub>	1 <sup>1</sup> / <sub>2</sub>	2 <sup>3</sup> / <sub>4</sub>	1	\$1.50
T-5298	grid tubes	8	1080	6150	2F	2 <sup>3</sup> / <sub>8</sub>	2	1 <sup>7</sup> / <sub>8</sub>	2 <sup>3</sup> / <sub>8</sub>	1	1.75
T-6746	For triodes	5	510	6470	2B	2 <sup>3</sup> / <sub>8</sub>	2	2	2 <sup>3</sup> / <sub>8</sub>	1 <sup>1</sup> / <sub>4</sub>	2.00
T-3736		5	510	6470	2F	2 <sup>3</sup> / <sub>8</sub>	2	2 <sup>1</sup> / <sub>8</sub>	2 <sup>3</sup> / <sub>8</sub>	1 <sup>1</sup> / <sub>2</sub>	2.25



2 F


## Output Chokes

R-102	P-P 71, 45,	20	320	1560	2C	2 1/2	2 1/8	1 7/8	Univ.	1 1/2	\$2.00
T-5747	46, etc.	20	265	1555	2B	2 3/8	2	2	2 3/8	1 1/4	1.75
T-5748		20	265	1555	2F	2 3/8	2	2 1/8	2 3/8	1 1/2	2.00
T-5749	P-P 50, 110,	25	275	1555	2B	3	2 1/2	2	2 7/8	1 3/4	2.75
T-5750	45, 46, etc.	25	275	1555	2F	3	2 1/2	2 1/2	2 7/8	2	3.00

## Voltage Changer Transformers

Primary equipped with cord and plug. Secondary with plug receptacle.

Type	Primary	Secondary	Rating	Mtg.	Dimensions			Mtg.	Wt.	List
					Watts	Fig.	H. W. D.			
T-2604			75	2V	43/8	2 1/4	6	5 1/2 x 1 7/8	5	\$4.50
T-5010	220-250 Volts	110-125 Volts	125	2V	5	3 3/4	3 1/4	2 7/8 x 2 1/2	6 1/2	5.50
T-4015	60 cycles	60 cycles	175	2V	5	3 3/4	3 5/8	2 7/8 x 2 1/8	7 1/2	6.50
T-5011			250	2V	5	3 3/4	4 3/8	2 7/8 x 3 5/8	10	7.50
T-6107	90 or 100 Volts	115 Volts	150	2V	4 3/8	2 1/4	6	5 1/2 x 1 7/8	5	5.00
	60 cycles	60 cycles								



2 V



## The THORDARSON Servicemen's Guide and Transformer Manual

THORDARSON now offers the most complete Transformer Manual ever compiled! Three large sections: the Transmitter Guide; Sound Amplifier Manual; and Servicemen's Guide. All are essential for a complete knowledge of transformer applications. **Bound, complete 50c. (Post-paid).**

**TRANSMITTER GUIDE**—32 pages of the newest data on transmitters—circuits for new tubes—r. f. and modulator circuits—speech amplifiers—charts and socket data. With the rapid development of police and air beacon transmitters, radio servicemen will find more need for this advanced knowledge. **Price 15c. (Post-paid).**

**THE SERVICEMEN'S GUIDE**—24 pages of tables, charts, and data of greatest importance in the radio service field. Features of this book are: the famous new THORDARSON Condenser Capacity-Leakage Tester, with a full-size dial scale which permits you to build this valuable service instrument; a neon output indicator; an audio frequency oscillator; and other valuable information. **Price 10c. (Post-paid).**

**THE SOUND AMPLIFIER MANUAL**—32 pages indispensable to the sound engineer. Audio amplifier design and practical working information are combined in this excellent treatise on a most profitable subject! **Price 15c. (Post-paid).**

All the above authorized THORDARSON publications are available at your distributor at regular trade discount with an order for THORDARSON products.

Above list prices subject to regular trade discount





## PHILCO Exact Duplicates

### Philco Power Transformers

Primary 110 volts 60 cycle—Upright shielded mounting (Fig. 2G)

For Philco Models	Philco Part No.	Thordarson Type	Secondaries								Mtg. Holes	Wt. Lbs.	List Price
			HV — CT		RECT.		FIL. — CT		FIL. — CT				
			V.	M.A.	V.	M.A.	V.	M.A.	V.	M.A.			
20	4234	T-4401-A	600	80	5	2	2.5	7	5	.6	3 <sup>3</sup> / <sub>16</sub> x2 <sup>13</sup> / <sub>16</sub>	6 <sup>1</sup> / <sub>2</sub>	\$4.75
80, 81	7421	T-7078	700	55	5	2	6.3	1.5			2 <sup>11</sup> / <sub>16</sub> x2 <sup>1</sup> / <sub>4</sub>	4 <sup>1</sup> / <sub>2</sub>	3.00
90	4938	T-4805	735	105	5	2	2.5	10	2.5	3.5	3 <sup>3</sup> / <sub>16</sub> x3 <sup>1</sup> / <sub>8</sub>	7	6.00
111, 112A	4446	T-4558-A	770	120	5	2	2.5	7	2.5	3.5	3 <sup>3</sup> / <sub>16</sub> x3 <sup>1</sup> / <sub>2</sub>	8	5.50

### Philco Input Transformers

For Philco Models	Philco Part No.	Thordarson Type	Turns Ratio	Primary			Appli- cation	Mtg. Fig.	Dimensions			Mtg. Holes	Wt. Lbs.	List Price
				M.A.	D.C.	Ohms			H.	W.	D.			
20, 21	4232	T-4400	1:4	13	708		Sgl. 27,	2F	2 <sup>1</sup> / <sub>2</sub>	2	2 <sup>1</sup> / <sub>8</sub>	2 <sup>3</sup> / <sub>8</sub>	1	\$2.00
30, 86, 87	3242	T-3855	1:4	10	1146		etc. to	2F	2 <sup>1</sup> / <sub>2</sub>	2	2 <sup>1</sup> / <sub>8</sub>	2 <sup>3</sup> / <sub>8</sub>	1	2.40
40, 41, 42, 76, 77	3872	T-4253	1:2	13	1152		P-P 45,	2F	2 <sup>1</sup> / <sub>2</sub>	2	2 <sup>1</sup> / <sub>8</sub>	2 <sup>3</sup> / <sub>8</sub>	1 <sup>1</sup> / <sub>4</sub>	2.50
65, 95, 96, 111, 112A	3537	T-4252	1:4	13	1085		etc.	2F	3	2 <sup>1</sup> / <sub>2</sub>	2 <sup>1</sup> / <sub>2</sub>	2 <sup>7</sup> / <sub>8</sub>	2	3.00

### Philco Output Transformers

For Philco Models	Philco Part No.	Thordarson Type	Primary			Application		Mtg. Fig.	Dimensions			Mtg. Holes	Wt. Lbs.	List Price
			M.A.	D.C.	Ohms	Primary	Secon.		H.	W.	D.			
20, 21, 40, 41, 42, 46, 65, 76, 77, 86, 87, 90A, 95, 96	2766	T-4814	35	386		P-P 45, etc.	1 ohm	2F	2 <sup>1</sup> / <sub>2</sub>	2	2 <sup>1</sup> / <sub>8</sub>	2 <sup>3</sup> / <sub>8</sub>	1	\$1.75
70, 90B, 470, 490	2673	T-4832	35	538		Sgl. 47, etc.	1 ohm	2F	2 <sup>1</sup> / <sub>2</sub>	2	2 <sup>1</sup> / <sub>8</sub>	2 <sup>3</sup> / <sub>8</sub>	1	1.75

### Philco Filter Chokes

For Philco Models	Philco Part No.	Thordarson Type	Rated M.A.	Henries		Ohms D.C.	Mtg. Fig.	Dimensions			Mtg. Holes	Wt. Lbs.	List Price
				Rated	No D.C.			H.	W.	D.			
4, 14, 21, 48, 70, 90, 91, 470, 490	4819	T-5319	120	7.2	11.9	290	2B	2 <sup>1</sup> / <sub>2</sub>	2	2	2 <sup>3</sup> / <sub>8</sub>	1	\$1.35
20	4231	T-4402	80	12	17.7	405	2B	2	2 <sup>3</sup> / <sub>8</sub>	1 <sup>1</sup> / <sub>2</sub>	2 <sup>3</sup> / <sub>4</sub>	3/4	1.35
112-B	5643	T-4991	120	4.2	7	150	2F	2 <sup>1</sup> / <sub>2</sub>	2	2	2 <sup>3</sup> / <sub>8</sub>	1	1.35

## Sparton Exact Duplicates

### Sparton Power Transformers

Primary 105, 115, and 125 volts, 60 cycles

Sparton Models	Sparton Part No.	Thordarson Type	Secondaries								Mtg. Fig.	Mtg. Holes	Wt. Lbs.	List Price
			HV — CT		Rect. — CT		Fil. — CT		Fil. — CT					
			V.	M.A.	V.	A.	V.	A.	V.	A.				
235, 589, 593, 60C Series, 737, 931	B-2649 B-2339	T-3770-C	700	80	5	2	3	10	5	2.5	2G	3¼x2¾	6¾	\$6.00
930	B-2204	T-3487	650	80	5	1	5 3	2 7			2B	2¾x2¾	6	4.50
103, 301, 564, 570, 578, 740, 750	B-2538 B-2358	T-3773-B	1225	150	7.5	2.5	3 7.5	7 2.5			2G	3⅛x3¼	9½	7.00

(Adaptable to circuits using 5 to 7 type 27 tubes)

Other Philco and Sparton exact duplicates are available. In ordering, mention model number and Philco or Sparton part number, if possible.

Above list prices subject to regular trade discount

For additional types of Transmitting Transformers, refer to Catalog 343; for additional types of Amplifier and Audio Transformers, refer to Catalog 345.

**THORDARSON ELECTRIC MFG. COMPANY**  
500 W. HURON STREET CHICAGO, ILLINOIS



# New Complete Power Transformer REPLACEMENT GUIDE

# THORDARSON

## CATALOG 341-X

Showing the application for over 90% of all popular sets of the UNIVERSAL-DUPLICATE Transformers, described on page 1 of Catalog 341

ALL AMERICAN MOHAWK		
Receiver	Transformer No.	
S40	T-6049	T-4900
S50, S63, SA65, SW80 J	T-7541	T-5003
S8, SW8, S80, SA90, SA91	T-7542	T-5601
C6, 94, 95, 96	T-7544	T-5602
60, 70, 80, Series, 226, 227		T-5605
S8, SW8		
S10, S90, SA130 H, K		

ALLIED-KNIGHT-WEXTARK		
Receiver	Transformer No.	
Knight 6, F-9555	T-7537	T-5002
Dual Wave 6, E9830	T-7539	T-4900
AC5	T-7540	T-6362
Super 7, 118, E9831		T-5003
8/9AC, SG8		T-5603
Super 9	T-7544	T-5604
SG9, SG10	T-7544	T-5605
F9505, 9515, 9531, 9591	T-7538	T-7020

ATWATER KENT		
Receiver	Transformer No.	
93, 165, 310, 510, 555, 944	T-7537	T-5602
145, 185, 188, 217, 246, 266	T-7539	
L1, L2, 84, 85, 86, 90, 86, 90, 92,		
94, 96, 228, 558, 559, 567, 588,	T-7541	T-5602
627, 707, 788, 808		T-5601
33, 37, 38C		
50, 55, 55C, 60, 60, 70, 74, 76		
86, H-1, H-2, P, F, L, L-1	T-7544	T-5604
55F, 55FC, 87, 89	T-7544	T-5605

AUDIOLA		
Receiver	Transformer No.	
4T32, 33S5, 34S5, 34S5-LW	T-7537	T-5002
23S8, 33S7, 716, 816, 7558, 8557	T-7541	T-4900
Jr, 4T31, 6T-Jr, 6T31, 9T45, T3,		
T5, 23T5-SW, 71	T-7540	T-6362
23S10, 33S10		T-5003
Super 9, 10T, 13S9	T-7542	T-6363
889		T-5601
4831, 5131		T-5602
308, 7330, 8430, 8431	T-7544	T-5605
23S12		T-5822

BALKEIT		
Receiver	Transformer No.	
42E, 42G	T-6049	T-5002
M, D5, 52-1, 55	T-7537	T-5002
KP, L7, LC7	T-7539	T-4900
E	T-7540	T-6362
SG6, 70	T-7542	T-6363
100	T-7544	T-5604
A3, A5, A7, C, F, L8	T-7544	T-5605
60, 70 (late)	T-7538	T-7020

BELMONT		
Receiver	Transformer No.	
40A	T-6049	T-5002
40, 50 Series, 550, 575	T-7537	T-5002
71C, 640, 675, 775	T-7539	T-4900
60	T-7541	T-4900
70A	T-7540	T-6362
70, 750	T-7541	T-5003
1050	T-7544	T-5605
110	T-7544	T-5605
100		T-5822

BOSCH		
Receiver	Transformer No.	
4, 5A, 305A, 350, 352	T-7537	T-5002
5, 36, 37, 200, 201, 236, 307, 460	T-7539	T-4900
10, 50, 41, 242, 243, 310A	T-7541	T-5003
250, 251, 260, 261, 28	T-7542	T-6363
28, 29, 46, 66, 96, 107, 116, 126		
136, 146, 166, 176, 48, 58, 60	T-7544	T-5605
370		T-5822
480		T-7062

BREMER TULLY		
Receiver	Transformer No.	
6-40, 6-41, 7-70, 7-71	T-5601	T-5605
81, S81, 82, S82	T-7544	

BROWNING-DRAKE		
Receiver	Transformer No.	
Jr	T-7537	T-5002
AC5, 34, 36, 38		T-5601
20, 40, 80		T-5602
30, 54, 69, 70, 71	T-7544	T-5605

BRUNSWICK		
Receiver	Transformer No.	
10	T-7537	T-5002
11, 12, 16	T-7541	T-4900
D	T-7541	T-5003
KR, KRO, PR Series, R1, 14, 15, 17,		
21, 22, 24, 25, 31, 32, 41, 81, 82	T-7544	T-5605

CLARION		
Receiver	Transformer No.	
20, 21, 40, 42	T-7539	T-5002
320, 420, 472, 100, 220	T-7541	T-4900
84, 85, 241, 260, 341		T-5003
490	T-7542	T-6363
40, 80		T-5602
61, 70, 94		T-5604
51, 53, 55, 90, 160	T-7544	T-5605
360, 480		T-5822

COLONIAL		
Receiver	Transformer No.	
39, 46, 55, 125, 397, 495	T-7537	T-5002
44, 49, 73	T-7541	T-4900
62, 595, 695	T-7540	T-6362
41		T-5003
37, 38, 47, 48	T-7542	T-6363
31		T-5601
51, 52		T-6363
32, 33, 34, 36, 37P, 50	T-7544	T-5605
71		T-5822
76		T-6793
650 Series	T-7538	T-7020
601, 604		T-7021
345, 399, 601, 603	T-7543	T-7061

COLUMBIA PHONOGRAPH		
Receiver	Transformer No.	
31 to 34	T-7541	T-4900
80A, 80B, 90, 100, 800		T-5605

CROSLEY		
Receiver	Transformer No.	
167	T-7537	T-5002
168, 179	T-7539	T-4900
164, 170, 180	T-7541	
48, 53, 54, 57, 58, 59, 122, 125,		
133, 134, 135	T-5602	
32, 40, 41, 42, 62, 104, 105, 106,		
608, 704, 705, 706	T-5601	
124, 123, 124, 127, 160, 171	T-5604	
31, 33, 34, 73, 76, 84, 120, 121A	T-7544	T-5605
175		T-5822
Fiver Jr., 50	T-7538	T-7078
129, 130, 148, 150, 154, 158, 167,		
169, 184	T-7078	T-7538
184		T-7021
61, 72, 80	T-7543	T-7061
5A1		T-7062

DEWALD		
Receiver	Transformer No.	
B-A-C, 40	T-6049	T-5002
447, 503, 555, 570	T-7537	T-5002
524, 535, 536, 547, B-A-G	T-7541	T-4900
14, 50	T-7540	T-6362
M, 746		T-5003
24, 724	T-7542	T-6363
171		T-5601
145, 245		T-5603
B-A-H, B-A-M		T-5604
802		T-5822
K-A-D, BA, H9, 51, 53	T-7544	T-5605
811, 81-R	T-7543	T-7061
80, 100		T-7062

EARL-FRESHMAN		
Receiver	Transformer No.	
G, H, K, M, Q, 21, 22	T-5601	T-5605
31, 32, 33, 41	T-7544	

ECHOPHONE		
Receiver	Transformer No.	
4, 44	T-6049	T-5002
12, 38, 40	T-7537	T-4900
5, 14, 50, 90, 10, 15, 16, 17, 18	T-7541	T-5003
20, 60, 80, 81, 90		T-5602
S3, S4, S5	T-7544	T-5605
35, 36		

EDISON		
Receiver	Transformer No.	
Abbey Jr., E	T-5601	
C4, R4, R5, R6, R7	T-5605	

EMERSON		
Receiver	Transformer No.	
L-AC-4		T-6049
L-AC-5, T, TS, N-AC-7, 26, 39		
59, 77	T-7537	T-5002
50-L, 50-M, 50-S, L755, M-755	T-7539	T-4900
AW-55, CS, JS	T-7541	T-4900
KS		T-5003
B-AC-10, F, 65	T-7544	T-5605
23, 28, 45	T-7538	T-7020
71, 770	T-7543	T-7061

ERLA		
Receiver	Transformer No.	
5700, 5721	T-7537	T-5002
30, 61, 62, 63, 81, 82, 6317, 6323	T-7541	T-4900
A, A1, R1, R2		T-5601
71, 72, 73, 245, 271		T-5602
A3, R3, 224, 225, 230	T-7544	T-5605

EVEREADY-NATIONAL CARBON		
Receiver	Transformer No.	
1, 2, 3		T-5601
30, 40, 50	T-7544	T-5605

FADA		
Receiver	Transformer No.	
55	T-7537	T-5002
RX	T-7539	T-4900
73, 85	T-7540	T-6362
74, 76, 78, 83, 88, 89	T-7542	T-6363
43, 45, 48, 49, 51, 53, 57, 65, 761,		
762, 764, 766, 767		T-5602
10, 11, 16, 17, 20, 25, 30, 31, 32,		
35, 40, 42, 43, 44, 45, 46, 47,		
48, 49, 50, 66, 70, 71, 72, 265-		
CA, 265-VA, 475-CA, 475-VA	T-7544	T-5605
NF	T-7538	T-7020

FEDERAL		
Receiver	Transformer No.	
G10, G40, G41, H10, H40, K41		T-5601
M35, M40, M41, M45, M46	T-7455	T-5 05

FEDERATED		
Receiver	Transformer No.	
38A, 39A, 43A, 44A	T-7539	T-4900
35, 40, 86, 87	T-7541	T-4900
3140	T-7542	T-6363
6A, 12A, 14A	T-7544	T-5605
79, 80		T-5822

FRANKLIN		
Receiver	Transformer No.	
105		T-6049
63L, 106	T-7537	T-5002
6, 64, 104	T-7541	T-4900
94	T-7544	T-5605

FREED & FREED-EISEMANN		
Receiver	Transformer No.	
54, 56, 58, 59	T-7537	T-5002
MB5, MB7, 72, 74, 92	T-7541	T-4900
55, 57, 60, 80		T-5601
MB9, 90, 98		T-5604
78, 79, 90, 95, 346, 354, 360	T-7544	T-5605

GENERAL ELECTRIC		
Receiver	Transformer No.	
H31, H51, H71, H91, H91R		T-5604
S132	T-7544	T-5605

GRAYBAR		
Receiver	Transformer No.	
311		T-5601
600, 700, 770, 900		T-5604

GREBE		
Receiver	Transformer No.	
HS3	T-7541	T-4900
HS4	T-7540	T-6362
6, 7		T-5601
HS7, HS8		T-5604
AH1, HS12, SK4, 111B, HS11, 89	T-7544	T-5605

GULBRANSEN		
Receiver	Transformer No.	
352	T-7541	T-4900
872	T-7540	T-6362
23		T-5003
10, 53	T-7542	T-6363
13, 60, 63		T-5602
9 In Line		T-5603
Champ Jr.		T-5604
9 In Line (Late)	T-7544	T-5605



HERBERT HORN		
Receiver	Transformer No.	
24	T-6049	T-5002
58, 158	T-7537	T-5002
156	T-7539	T-4900
15, 70, 71	T-5602	T-5602
59, 69, 90, 101B, 102	T-7544	T-5606
HOWARD		
SGB, SGO, SGT	T-7540	T-6362
H, AVH	T-7542	T-6363
H, X, O		T-5601
SH		T-5603
EX, SGA, SG3, 35, 35A, 40, 400	T-7544	T-5605
J3	T-7538	T-7020
R9		T-7062
Q, X-2, X-3, X-8	T-7538	T-7062
INSULINE		
6, Supersix, Superseven Envoy	T-7541	T-4900
5, Mascot 4	T-7540	T-5002
Conqueror 5	T-7540	T-6362
Envoy 6		T-5003
Trans-Atlantic, Trans-Pacific		T-7021
Icasix	T-7543	T-7061
JACKSON BELL		
24, 25, 25U, 26, 28, 62, 63, 64	T-7537	T-5002
86	T-7541	T-4900
26SLB, 27, 29		T-5003
89, 96, 99	T-7542	T-6363
5A		T-5601
JESSE FRENCH		
H2	T-7541	T-4900
5X, 6X, 7X, G, H	T-7540	T-6362
U1		T-5003
AC8		T-5601
5-093		T-5603
52	T-7544	T-5605
KENNEDY		
42, 63, 63A, 563A	T-7537	T-5002
55	T-7541	T-4900
52, 56, 62		T-5003
42B, 44	T-7540	T-6362
48	T-7542	T-6363
Royal, 62D, 80, 882, 64C, 66B, 266B		T-5601
366B		T-5602
64B, 164B		T-5604
10, 20, 26, 30, 32, 64A	T-7544	T-5605
KOLSTER-BRANDES		
110, 120, 122	T-7541	T-4900
82, 130, 132, 140, 142		T-5003
A1	T-7542	T-6362
B11, B12, F, 6J, 6K, 6L, 20, 25		T-5601
60, 62		T-5602
90, 92		T-5604
B10, B15, B16, 43	T-7544	T-5605
MAJESTIC		
380		T-6049
370	T-5737	T-5002
15, 55, 85, 86, 150, 31A, 310B, 330, 390	T-7541	T-4900
570		T-5339
70, 70B		T-5601
20, 25, 30, 35, 50, F50, 52, 60, 90, 100, 130, 132, 160, 210, 233, 290, 300, 320, 340, 360, 59, 75, 195, 560, 566	T-7020	T-5605
MONTGOMERY WARD		
13 to 18X, 97, 97X, 99, 99X	T-7539	T-4900
22, 30, 060, 070	T-7541	T-4900
7, 8, 811, 1111		T-6362
010, 11, 14, 29, 181, 232, 11000, 62000	T-7541	T-5003
020, 9, 38, 40, 50, 500, 10000	T-7542	T-6363
1238, 1838		T-5602
3035, 3037, 3065, 3067		T-5604
101, 101X		T-5604
17, 20, 106, 107, 121, 1355, 1955, 2822, 2827, 2895, 2897, 2955, 2957	T-7544	T-5605
132, 137		T-7021
103, 105	T-7543	T-7061
OZARKA		
93A, 93B, 94		T-5003
89		T-5601
91		T-5602
90		T-5603

PATTERSON		
Receiver	Transformer No.	
60	T-7539	T-5002
70, 74, 507	T-7541	T-4900
PR10		T-5604
80, 84, 507		T-5822
104, 510	T-7544	T-5605
PHILCO		
19, 29, 44, 45, 57, 59, 60, 66, 80, 81, 84, 144, 504, 505, 700	T-7538	T-7078
50, 51, 52		T-7539
86, 511		T-5601
87		T-5603
95		T-5604
20, 65, 70, 76, 77, 90, 90B, 96, 111, 112, 212, 296, 390, 470, 490	T-7544	T-5605
71 (Single Speaker), 128		T-7061
14, 15, 16, 17, 18, 49, 71 (Twin Speakers), 91, 118, 200X, 503, 507		T-7062
RADIO CHASSIS, INC.		
24		T-6049
35, 36, 37, L-6-W	T-7537	T-5002
25	T-7539	T-4900
48	T-7541	T-5003
RCA VICTOR		
R5, R5X, R28, R-28P, R37, R38, R40, R40P, 124	T-7539	T-5002
R37P, R38P, R70, R75, 120, 221, 340	T-7539	T-4900
121, 122, 220, 222, 320, 321, AW9	T-7541	T-4900
RE16		T-5003
RE80	T-7542	T-6363
R17, R18, 33, 41, 71, 72, 7-11, 7-26, 18		T-5601
R4, R6, R15, R71A, 44, 46, 47, 48, 66	T-7542	T-5602
R32, RE45, RE52, RE75		T-5603
RE35 to 39, RE57, 80, 82, 86, R90, R90P, 140, 141, 141E, 240, 260, 261, AVR-1	T-7544	T-5604
R8, R10, R11, R12, R21, RAE26, RAE79, RE18, RE18A, RE19, RE20, RO23, PB23, 50, 55, 62	T-7544	T-5605
B80, 280		T-5822
128, 224	T-7538	T-7078
143, 242, 262, 281, 341, 381		T-7062
RADOLEK		
10953, Little Master		T-6049
5, 956, 958, 10956, Little Leader	T-7537	T-5002
7	T-7541	T-5003
SR233, 234, 236, Monroe 6, 7	T-7542	T-6363
8, 9	T-7544	T-5605
10963, 10966	T-7537	T-7020
10970		T-7062
SEARS ROEBUCK		
1800, 7048	T-7121	T-6049
1082, 1083, 1370, 1590, 1592		
1600, 1802, 1803, 1907, 7049, 7124	T-7537	T-5002
1252	T-7541	T-4900
1390, 1400, 1402, 1404, 1406	T-7540	T-6362
7043, 7044		T-5003
1150, 1152, 1174, 1260, 1310, 1312, 1320, 1322, 1324, 1330, 1430, 1580, 1582, 1584	T-7542	T-6363
1721, 1722, 1726, 1732, 1806, 1821, 1823, 1827, 1829		T-5601
170A, 1729, 1260, 1804, 1805, 1820, 1826, 7118	T-7538	T-7020
1708, 1709, 1720, 1725, 7065		T-7021
7066		T-5822
SENTINEL		
111, 513, 5700, 5721	T-7537	T-5002
622, 623, 634, 635, 6315, 6317, 6321	T-7541	T-4900
109, 114, 118, 125		T-5003
104, 108, 110, 440, 444		T-5602
8, 9, 11, 12, 15, 16, 120A, 130A, 666, 1040	T-7544	T-5605
SILVER MARSHALL		
B	T-7541	T-4900
Beercat, 37, 38, 39, 782, 773		T-5003
782, 773		T-5003
A, F, 720		T-5602
30, 60, 75, 90, 95, 712, 712, 716, 722, 724, 740	T-7544	T-5605
Z13, Z-Deluxe		T-5822

SPARTON		
Receiver	Transformer No.	
80, 83, 84, 85X, 86X	T-7543	T-7061
475A, 478A, 75A	T-7541	T-4900
18, 74		T-5003
71, 71B	T-7538	T-7020
67, 68, 72, 78, 691	T-7543	
104, 27A, 28	T-7062	T-6793
STEINITE		
700, 701	T-7541	T-4900
421, 426		T-5003
AC29, 40, 50, 102, 261, to 265		T-5601
17		T-5602
203, 600, 605, 630, 635, 642, 700, 705, 706, 725		T-5604
40A, 40C, 41C, 60C, 70, 80, 95, 412	T-7544	T-5605
STEWART WARNER		
R101	T-7537	T-5002
102, 104A, 104B, 104E, 1090 to 1099	T-7541	T-4900
105	T-7540	T-6362
R106, R-120		T-5003
R110		T-5604
R100, 90, 950	T-7544	T-5605
R125, R126, R127, 1231 to 1239, 1251 to 1259, 1261 to 1269, 1271 to 1279	T-7538	T-7020
STROMBERG CARLSON		
641, 642, 652, 654		T-5602
19, 20, 22, 25, 26, 27, 29, 37, 38, 39, 40, 41, 48, 49, 50, 51, 635, 636, 638, 846, 848	T-7544	T-5605
60	T-7543	T-7061
64, 68	T-7543	T-7062
TEMPLE		
60, 61, 80, 81, 90, 91	T-7544	T-5605
U. S. RADIO & TELEVISION		
24, 112-A		T-6049
20, 25, 31, 61, 66, 3040, 3056	T-7537	T-5002
26, 26P, 27, 99	T-7541	T-4900
7D	T-7540	T-6362
36, 37, 80, 81		T-5601
7, 8		T-5602
28, 31, 32		T-5604
10, 28, 41, 42, 43, 46, 47, 48, 160, 250, 1006, 1007	T-7544	T-5605
3070		T-5822
WELLS GARDNER		
50	T-7540	T-6362
40, 40A, 502	T-7542	T-6362
C, CCG, CG		T-5603
72, 82	T-7544	T-5605
QC Series		T-7021
OTA	T-7543	T-7061
WESTINGHOUSE		
WR22	T-7537	T-5002
WR23, WR24	T-7541	T-4900
WR4		T-5602
WR5, WR6, WR7		T-5604
WR27, WR28, WR29	T-7544	T-7020
WR30		T-7062
WILCOX GAY		
2S5, 2T5, 3D5, 450 (early)	T-7537	T-5002
2VA7, 2VB7, 3F7, 4D10, 4DB10, 3S566, 3SB5, 3V6, 3VA6, 3VB6, 4C5, 4CB5, 4CD5, 4E6, 450 (late)	T-7538	T-7020
WURLITZER		
SA5	T-7537	T-5002
SA6, SA91A, SW88	T-7541	T-4900
6, 80 to 86		T-5601
SA120		T-5604
454, 470, 480, 7061	T-7538	T-7020
ZENITH		
210, 220, 705, 706, 707, 711, 712, 750, Zenette 5	T-7541	T-4900
LH, MY, WH, 210-B, 211-B, 270-5, 250, 260, 272, 474, 475, 476B, 715, 735, 756, 760, 765, 767, 770B, 775B, 2056, 2056		T-5003
230, 240, 245 Zenette 6	T-7542	T-6363
11E, 14E		T-5602
33, 34, 35, 52, 53, 54, 60, 70, 80, 352, 362, 410, 411, 420, 430, 440, 2012	T-7544	T-5605
805, to 809, 825, 827, 829, 845, 847, 850, 860, 861	T-7538	T-7020
835, 880, 1001, 1001A		T-7062



**THORDARSON ELECTRIC MFG. COMPANY**  
**500 W. HURON ST.**  
**CHICAGO, ILL.**

Form SD-221-X

Printed in U. S. A.