

Fig. 7

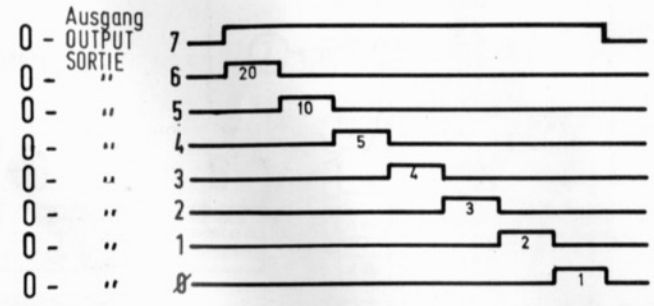


Fig. 10

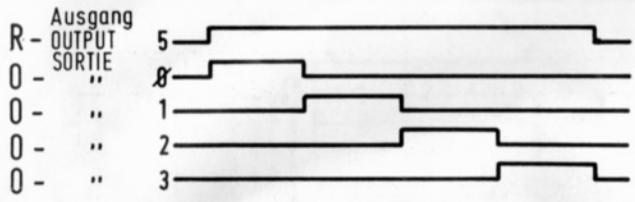


Fig. 8

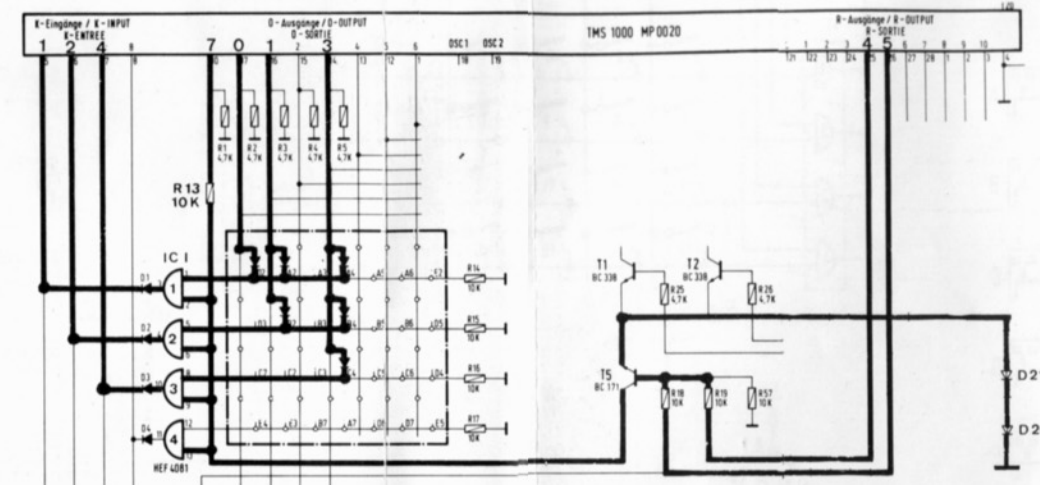


Fig. 11

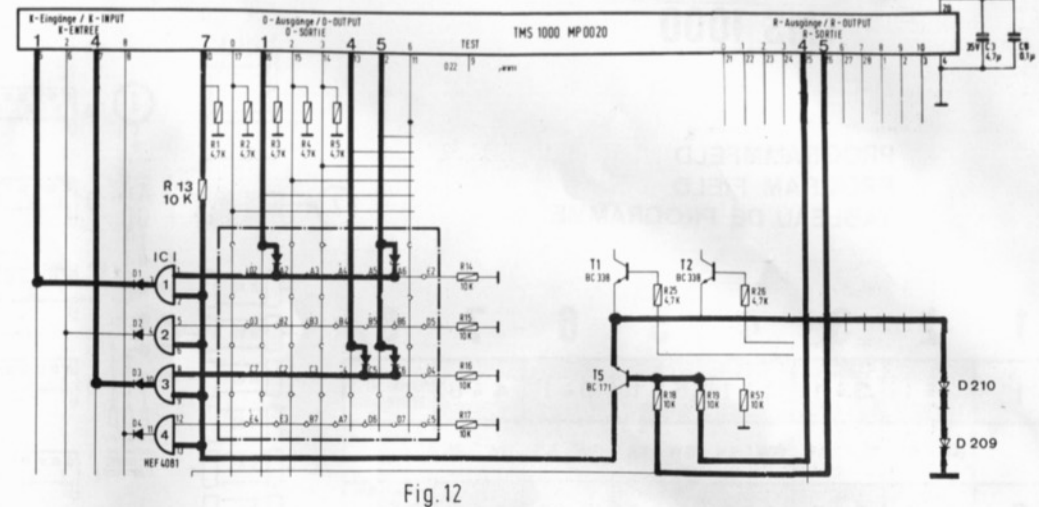


Fig. 12

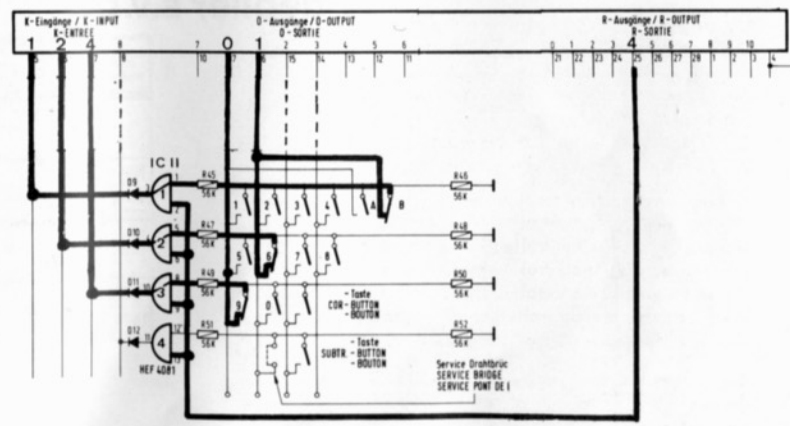


Fig. 13




Fig. 14

Die Segmente a werden von O-Ausgang 0 gesteuert  
 Die Segmente b werden von O-Ausgang 1 gesteuert  
 Die Segmente c werden von O-Ausgang 2 gesteuert  
 Die Segmente d werden von O-Ausgang 3 gesteuert  
 Die Segmente e werden von O-Ausgang 4 gesteuert  
 Die Segmente f werden von O-Ausgang 5 gesteuert  
 Die Segmente g werden von O-Ausgang 6 gesteuert

The segments a are controlled by O output 0  
 The segments b are controlled by O output 1  
 The segments c are controlled by O output 2  
 The segments d are controlled by O output 3  
 The segments e are controlled by O output 4  
 The segments f are controlled by O output 5  
 The segments g are controlled by O output 6

les segments a sont régles par O sortie 0  
 les segments b sont régles par O sortie 1  
 les segments c sont régles par O sortie 2  
 les segments d sont régles par O sortie 3  
 les segments e sont régles par O sortie 4  
 les segments f sont régles par O sortie 5  
 les segments g sont régles par O sortie 6

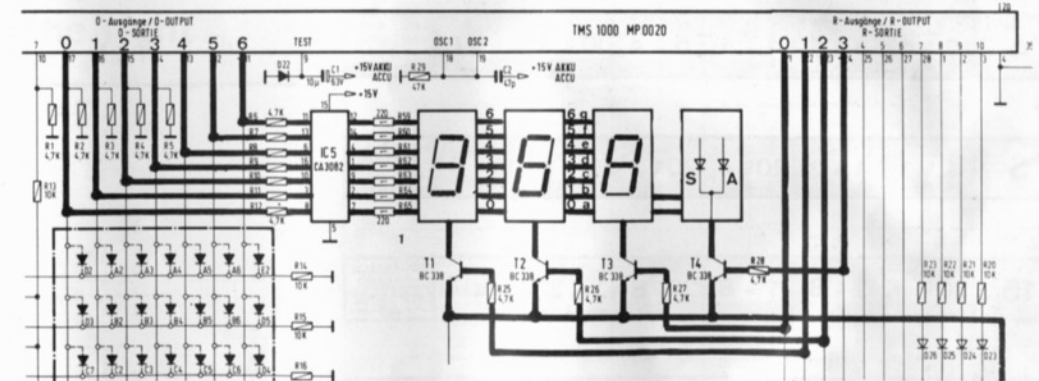


Fig. 15

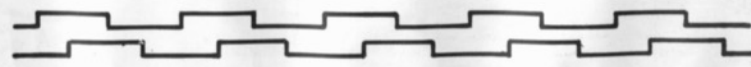


Fig. 16

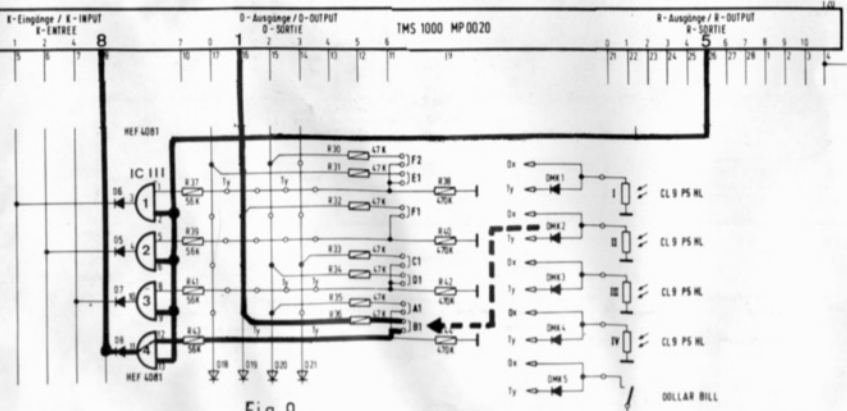


Fig. 9