



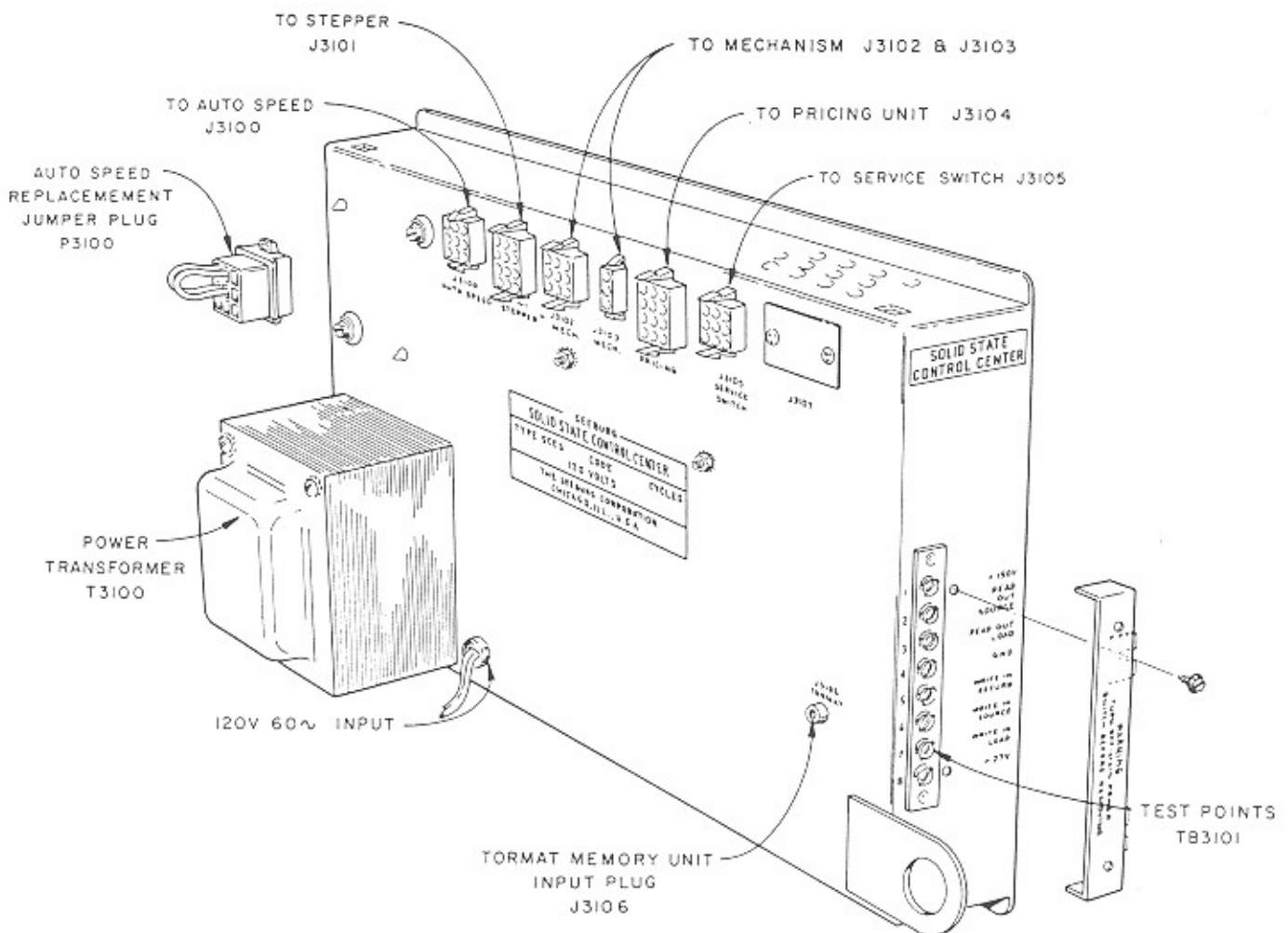
SOLID STATE CONTROL CENTER, Type SCC3

The Solid State Control Center, Type SCC3 is a power distribution center and a junction for control circuits of the Select-O-Matic PFEAIU Model Phonograph.

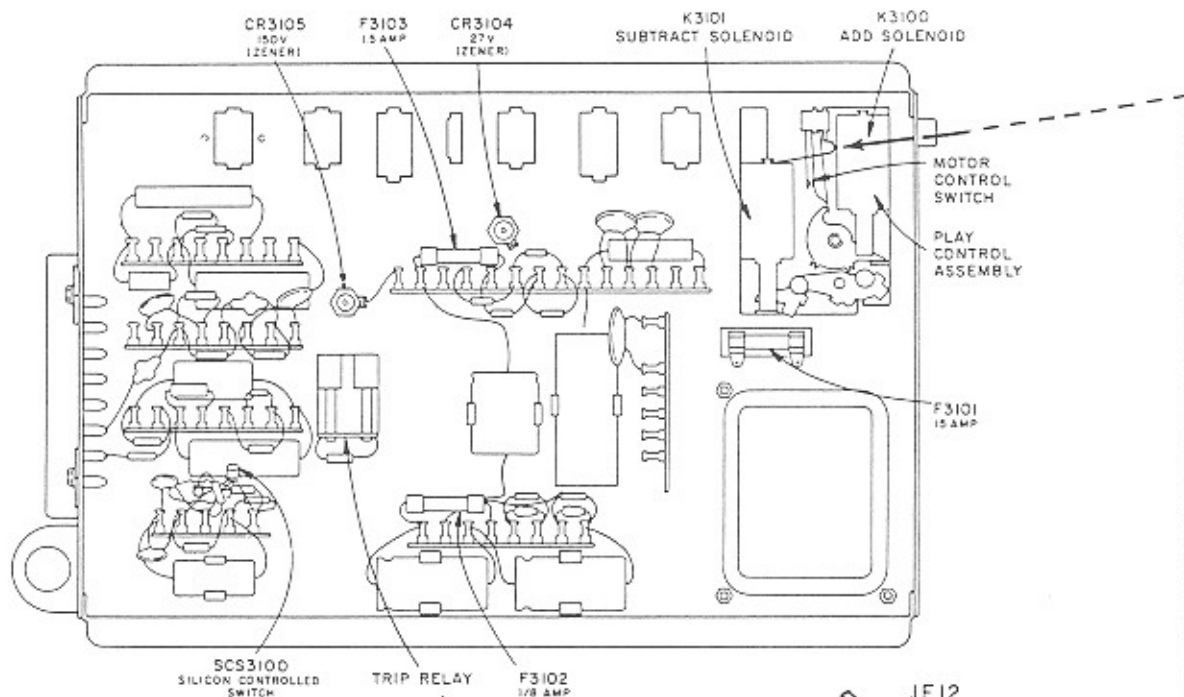
Power is supplied to the unit through a line cord and is distributed at line voltage or from the secondaries of a transformer to the electrical circuits of the complete phonograph. All connections between the SCC3 and other units within the phonograph cabinet are made with plugs that

are keyed by color and/or shape or number of contacts so they cannot be incorrectly connected. Test points are incorporated in the SCC3 chassis to facilitate trouble shooting.

A Solid State Stepper Unit, Type SSU2 is used with the Solid State Control Center whenever remote control operation is employed. All interconnections are made with plugs. The stepper unit has a 12-prong plug on the end of a cable for connection to the SCC3 and a three-screw terminal for connecting Wall-O-Matics.



SOLID STATE CONTROL CENTER, Type SCC3



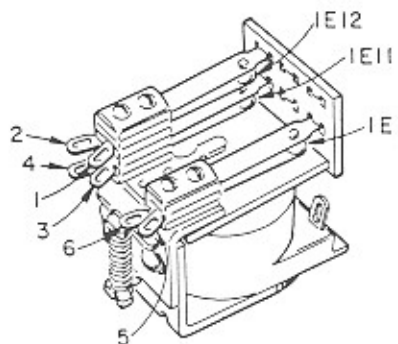
CONTACT FUNCTION

- IE1 - Relay Hold
- IE12 - Trip Circuit
- IE11 - Read-Out Disable



RELAY CONTACT ADJUSTMENT

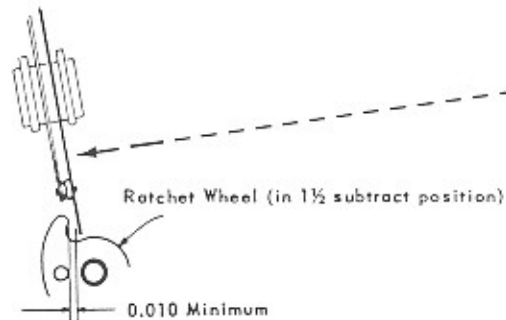
1. Armature travel should be 1/16 inch measured between armature and armature back stop when relay is energized.
2. Short blades should move 1/64 inch when contacts make and break.
3. all contact gaps 0.020 inch.
4. All contact forces 1 ounce.



PLAY CONTROL CONTACT ADJUSTMENT

1. With ratchet wheel in fully stored position switch contact pressure should be 30 grams min. (measured at contacts).

2.



3. With assembly in full cancel position switch contact should be open with a 0.020 min. gap.

SOLID STATE CONTROL CENTER, Type SCC3

- Schematic Parts List -

Item	Part No.	Description	Item	Part No.	Description
C3100	86313	0.01 Mfd. 500 V. Ceramic	K3100	303482	Add Solenoid Assembly
C3101	86313	0.01 Mfd. 500 V. Ceramic	K3101	303484	Subtract Solenoid
C3102	86317	0.01 Mfd. 1400 V. Ceramic	K3102	317024	Relay
C3103	86255	0.002 Mfd. 500 V. Ceramic	L3100	303603	130 Microhenry Choke 5%
C3104	86352	1 Mfd. 200 V. Mylar	L3101	303702	100 Microhenry Choke 5%
C3105	86250	0.005 Mfd. 1000 V. Ceramic	P3100	317495	Auto Speed Replacement Jumper Assem.
C3106	87611	300 Mfd. 50 V. Lytic	P3101	766368	Line Cord
C3107	87718	1200 Mfd. 35 V. Lytic	R3100	82561	910 Ohm, 1/2 W. 5%
C3108	87635	15 Mfd. 450 V. Lytic	R3102	82658	220 Ohm, 1/2 W. 5%
C3109	87635	15 Mfd. 450 V. Lytic	R3103	82655	130 Ohm, 1/2 W. 5%
C3110	86296	0.15 Mfd. 600 V. Molded Paper	R3104	82460	1 Megohm, 1/2 W. 10%
C3111	87734	10 Mfd. 200 V. Lytic	R3105	82460	1 Megohm, 1/2 W. 10%
C3112	86313	0.01 Mfd. 500 V. Ceramic	R3106	81261	7,500 Ohm W.W., 10 W. 10%
C3113	86313	0.01 Mfd. 500 V. Ceramic	R3107	82837	56,000 Ohm, 2 W. 10%
C3114	86295	0.068 Mfd. 600 V. Molded Paper	R3108	82432	4,700 Ohm, 1/2 W. 10%
CR3100	309374	Silicon Diode, 100 V.	R3109	308971	36 Ohm, 1/2 W. 5%
CR3101	309374	Silicon Diode, 100 V.	R3110	81173	100 Ohm, W.W., 7 W. 10%
CR3102	309374	Silicon Diode, 100 V.	R3111	82633	9,100 Ohm, 1/2 W. 5%
CR3103	309374	Silicon Diode, 100 V.	R3112	82698	150,000 Ohm, 1/2 W. 5%
CR3104	309375	Zener Diode, 27 V. 10 W. 10%	R3113	82517	47 Ohm, 1/2 W. 5%
CR3105	309376	Zener Diode, 150 V. 10 W. 10%	R3114	82617	47 Ohm, 1/2 W. 5%
CR3106	309373	Silicon Diode, 100 V.	R3115	82617	47 Ohm, 1/2 W. 5%
CR3107	309384	Silicon Diode, 170 V.	R3116	82998	270,000 Ohm, 1 W. 10%
CR3108	309372	Silicon Diode, 500 V.	R3117	82442	33,000 Ohm, 1/2 W. 10%
CR3109	309372	Silicon Diode, 600 V.	S3104	303481	Play Control Switch
F3101	307556	15 Amp. Fuse	SCS3100	309377	Silicon Control Switch
F3102	317026	1/8 Amp. Fuse	T3100	317018	Power Transformer (60 cycles)
F3103	317025	1/2 Amp. Fuse	*T3100	317019	Power Transformer (50 cycles)
J3100	769870	(Part of Cable Assem. 317395)	Z3100	303464	Play Control Assembly
J3101	309361	(Part of Cable Assem. 317395)			
J3102	309346	(Part of Cable Assem. 317395)			
J3103	309340	(Part of Cable Assem. 317395)			
J3104	309360	(Part of Cable Assem. 317395)			
J3105	710531	(Part of Cable Assem. 317395)			
J3106	303446	Connector			

* For 50 cycle units, use alternate component marked with an asterisk.