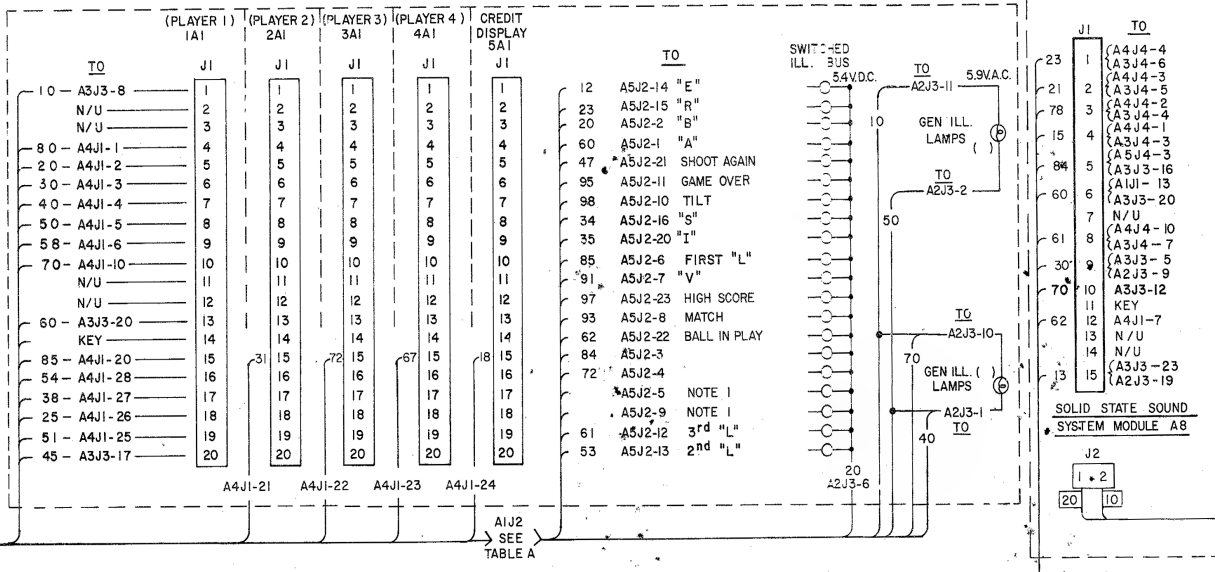


TABLE A AIJ2

Table with 3 columns: FROM, PIN, WIRE. Lists connections for AIJ2 from various components like A2J3-6, A5J2-14, etc.

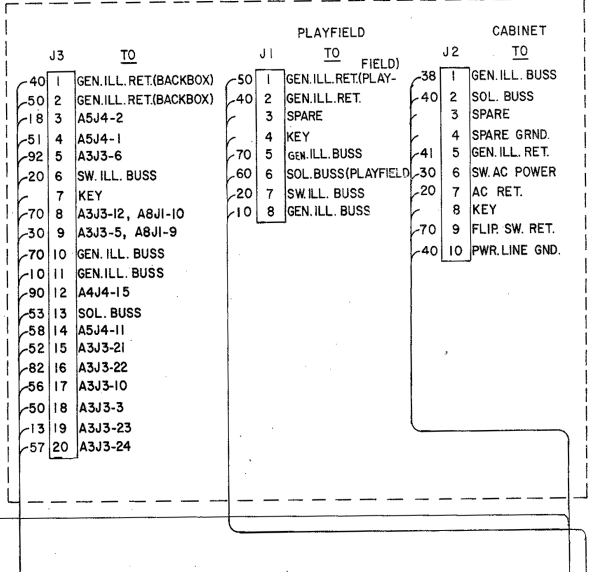
INSERT TO BACK CAB. PLUG

AI INSERT

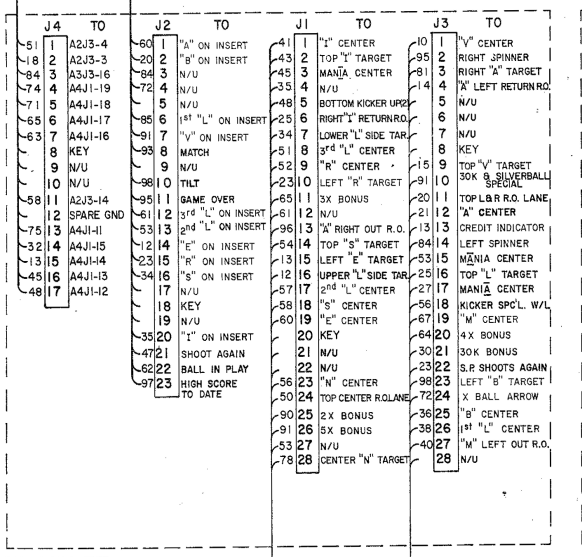


AIJ2 SEE TABLE A

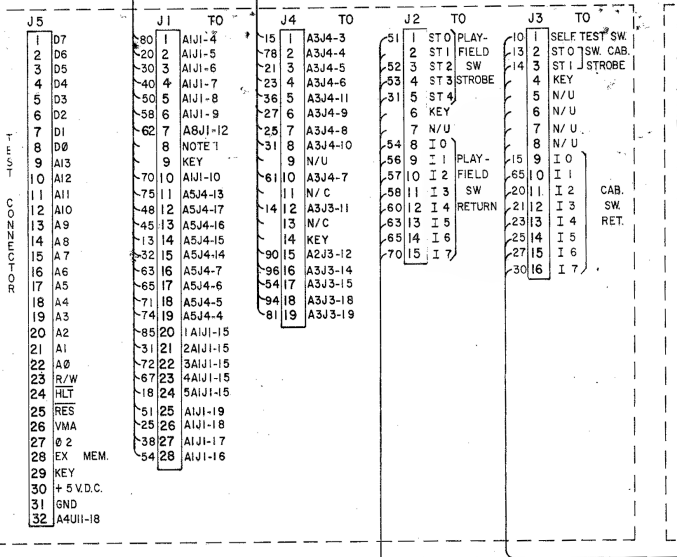
A2 TRANSFORMER



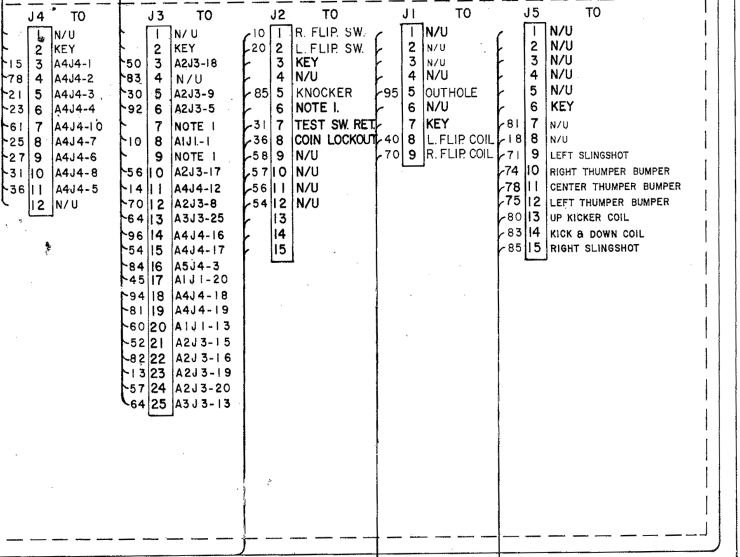
LAMP DRIVER A5



MPU A4



VOLTAGE REGULATOR / SOLENOID DRIVER A3



NOTES

- 1. THESE PINS ARE RESERVED FOR FUTURE USE.
2. WIRE COLORS ARE SHOWN FOR ALL CONNECTOR PINS, SOME WIRES MAY NOT BE USED IN ALL GAMES.
3. \* INDICATES AID TEST POINT.

WIRE COLOR CODE table with 2 columns: Color and Description (e.g., 1-RED, 6-BROWN, 2-BLUE, 7-ORANGE, etc.)

ALL DESIGN, OPERATIVE AND PROCESS DATA PREPARED TO THE ARTICLES SHOWN ON THIS SHEET IS THE PROPERTY OF BALLY MANUFACTURING CORP. CHICAGO, ILL. THIS INFORMATION IS PROVIDED IN CONFIDENCE AND IS NOT TO BE COPIED, REPRODUCED, REVEALED TO OR APPROPRIATED BY OTHERS...

Production and assembly form including fields for DATE, NAME, PART NO., and MATERIAL (SILVER BALL MANIA).