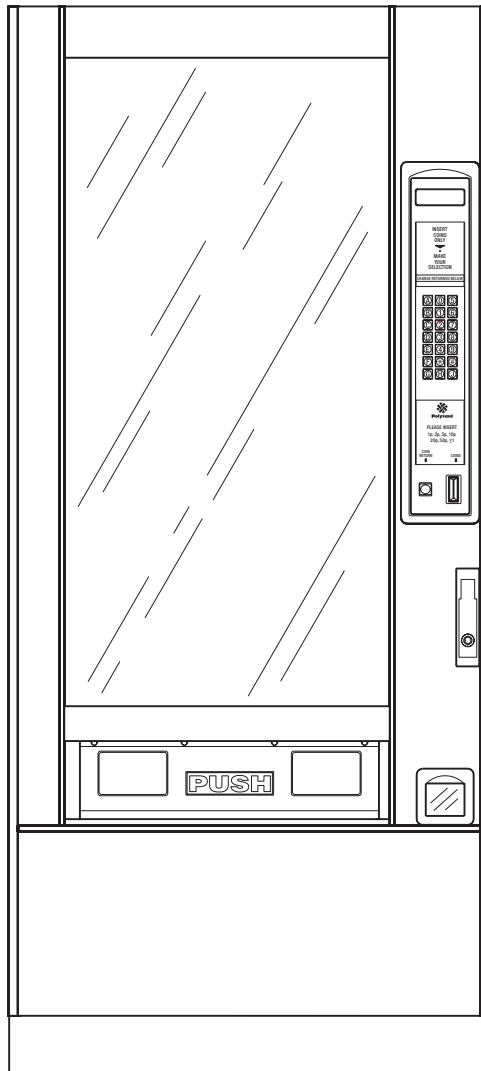


Models 452 - 453

# Snack Vendor



## PARTS MANUAL

POLYVEND, LTD.  
STATION LANE  
WHITNEY  
OXON, ENGLAND 9X868U

TEL: WITNEY (01993) 774601  
FAX: WITNEY (01993) 771830

Copyright © 2-99

4520004



## LIST OF FIGURES

Figure		Page
1.	SnackVendor Merchandiser .....	1
2.	Outer Door Assembly .....	2
3.	Door Trim and Panels .....	4
4.	Door Trim Detail.....	8
5.	Door Lock and Handle Assembly.....	10
6.	Door Miscellaneous .....	12
7.	Door Glass.....	14
8.	Upper and Lower Door Hinge Assemblies .....	16
9.	Door Check .....	18
10.	Fluorescent Light.....	20
11.	Delivery Pan Assembly (Part 1 of 2) .....	22
11.	Delivery Pan Assembly (Part 2 of 2) .....	24
12.	Gum and Mint Unit (Part 1 of 2).....	26
13.	Gum and Mint Unit (Part 2 of 2).....	28
14.	Cabinet - Loose Parts .....	32
15.	Cabinet Details .....	34
16.	Candy Tray Assembly.....	36
17.	Snack Tray Assembly .....	38
18.	Wedge Assembly.....	42
19.	Leg, Leveler, and Leg and Hinge Assemblies .....	46
20.	Monetary Panel Assembly (Part 1 of 2) .....	48
21.	Monetary Panel Assembly (Part 2 of 2) .....	50
22.	Face Plate Assembly .....	52
23.	Controller Interface PCB and Power Panel Housing.....	54
24.	Power Panel .....	56
25.	Refrigeration Module (Part 1 of 2) .....	58
26.	Refrigeration Module (Part 2 of 2) .....	60
27.	Cabinet Insulation (Part 1 of 2) .....	62
28.	Cabinet Insulation (Part 2 of 2) .....	64
29.	Cabinet Back Miscellaneous .....	66
30.	Accessories (Base Plate Assembly) .....	68
31.	Accessories (Door Lock Guard).....	69
32.	Accessories (Money Box Lock) .....	70
33.	Accessories (Delivery Pan Pad).....	71
34.	Accessories (Wire Block Kit).....	72

## LIST OF TABLES

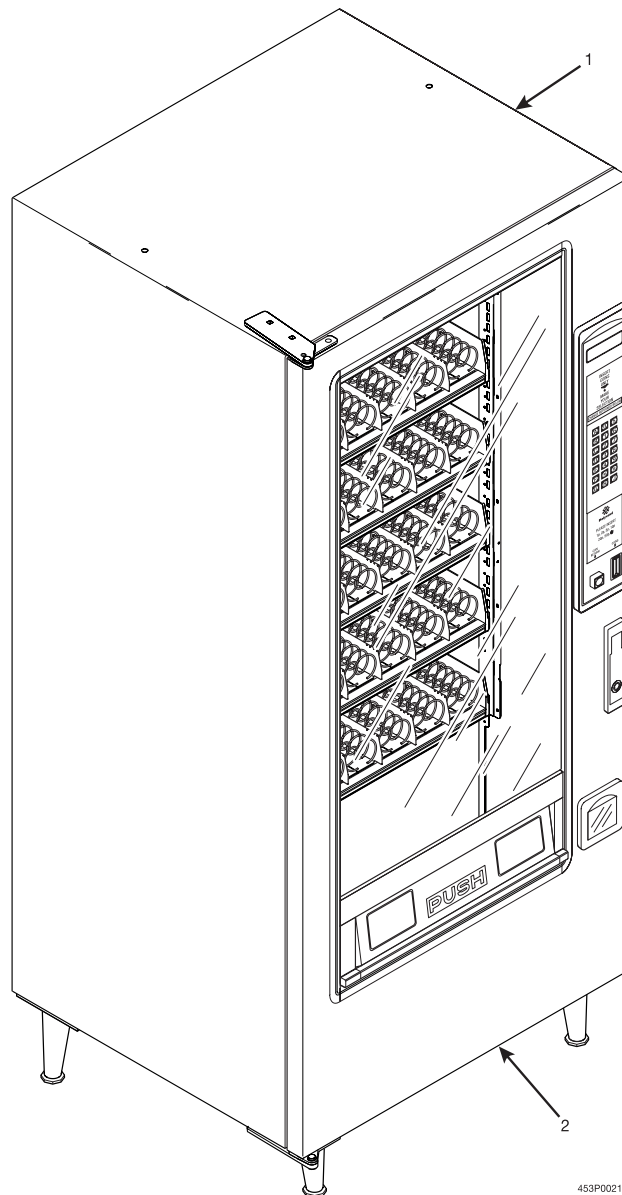
Table	Page
1. SnackVendor Merchandiser .....	1
2. Outer Door Assembly .....	3
3. Door Trim and Panels .....	5
4. Door Trim Detail.....	9
5. Door Lock and Handle Assembly.....	11
6. Door Miscellaneous .....	13
7. Door Glass.....	15
8. Upper and Lower Door Hinge Assemblies .....	17
9. Door Check .....	19
10. Fluorescent Light.....	21
11. Delivery Pan Assembly (Part 1 of 2) .....	23
11. Delivery Pan Assembly (Part 2 of 2) .....	25
12. Gum and Mint Unit (Part 1 of 2).....	27
13. Gum and Mint Unit (Part 2 of 2) .....	29
14. Cabinet - Loose Parts .....	33
15. Cabinet Details .....	35
16. Candy Tray Assembly.....	37
17. Snack Tray Assembly .....	39
17 A. Spiral Options.....	41
18. Wedge Assembly .....	43
19. Leg, Leveler, and Leg and Hinge Assemblies .....	47
20. Monetary Panel Assembly (Part 1 of 2) .....	49
21. Monetary Panel Assembly (Part 2 of 2) .....	51
22. Face Plate Assembly .....	53
23. Controller Interface PCB and Power Panel Housing.....	55
24. Power Panel .....	57
25. Refrigeration Module (Part 1 of 2) .....	59
26. Refrigeration Module (Part 2 of 2) .....	61
27. Cabinet Insulation (Part 1 of 2) .....	63
28. Cabinet Insulation (Part 2 of 2) .....	65
29. Cabinet Back Miscellaneous .....	67
30. Accessories (Base Plate Assembly) .....	68
31. Accessories (Door Lock Guard).....	69
32. Accessories (Money Box Lock) .....	70
33. Accessories (Delivery Pan Pad).....	71
34. Accessories (Wire Block Kit).....	73
35. Accessories (Data Printer Interface).....	74
36. Bag Assembly B4520001 - Belgium.....	82
37. Bag Assembly B4520000 - U.K.....	82

# SnackVendor Model 452 - 453 Parts Manual

TABLE 1. SNACKVENDOR MERCHANDISER

INDEX	PART NUMBER	DESCRIPTION	QTY
1	4531005	CABINET ASSEMBLY - N.V. BLACK (453)	1
	4531023	CABINET ASSEMBLY - GRANADA GRAY (453)	
	4531022	CABINET ASSEMBLY - NU WHITE (453)	
	4531021	CABINET ASSEMBLY - LIGHT BLUE (453)	
	4521030	CABINET ASSEMBLY - NU WHITE (452)	
	4521023	CABINET ASSEMBLY - N.V. BLACK (452)	
2	-	DOOR ASSEMBLY (SEE FIGURE 2)	1

MODEL 453 SHOWN



453P0021

Figure 1. SnackVendor Merchandiser

# SnackVendor Model 452 - 453 Parts Manual

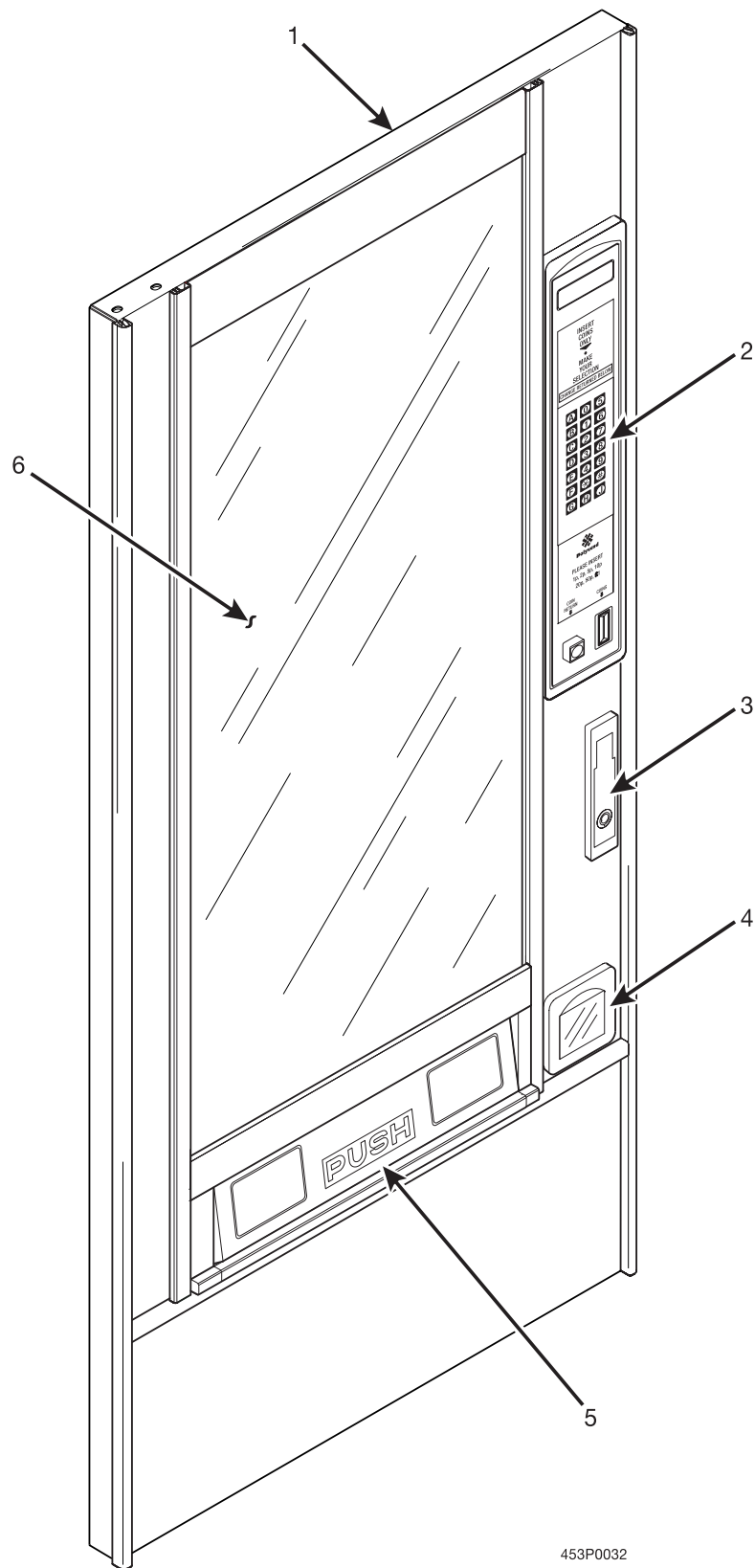


Figure 2. Outer Door Assembly

# SnackVendor Model 452 - 453 Parts Manual

TABLE 2. OUTER DOOR ASSEMBLY

INDEX	PART NUMBER	DESCRIPTION	QTY.
1	1602059	DOOR ASSEMBLY - COMMON - BLACK MAX PAX (453)	1
	4532000	DOOR ASSEMBLY - COMMON - STD (453)	
	4532007	DOOR ASSEMBLY - COMMON - GENERATION PROVEND (453)	
	4532009	DOOR ASSEMBLY - COMMON - NU WHITE (453)	
	4522003	DOOR ASSEMBLY - COMMON - NU WHITE (452)	
	1702000	DOOR ASSEMBLY - COMMON (GENERATION) (452)	
	4522000	DOOR ASSEMBLY - COMMON - NU WHITE (452)	
2	4525003	FACE PLATE ASSEMBLY - POLYVEND (SEE FIGURE 22)	1
	4525005	FACE PLATE ASSEMBLY - PROVEND (SEE FIGURE 22)	
3	-	DOOR LOCK (SEE FIGURE 5)	1
4	-	CUP - COIN RETURN (SEE FIGURE 6)	1
5	-	FLAP DELIVERY PAN - NO G & M (SEE FIGURE 11)	1
	-	FLAP DELIVERY PAN - WITH G & M (SEE FIGURE 12)	
6	-	DOOR GLASS (SEE FIGURE 7)	1

# SnackVendor Model 452 - 453 Parts Manual

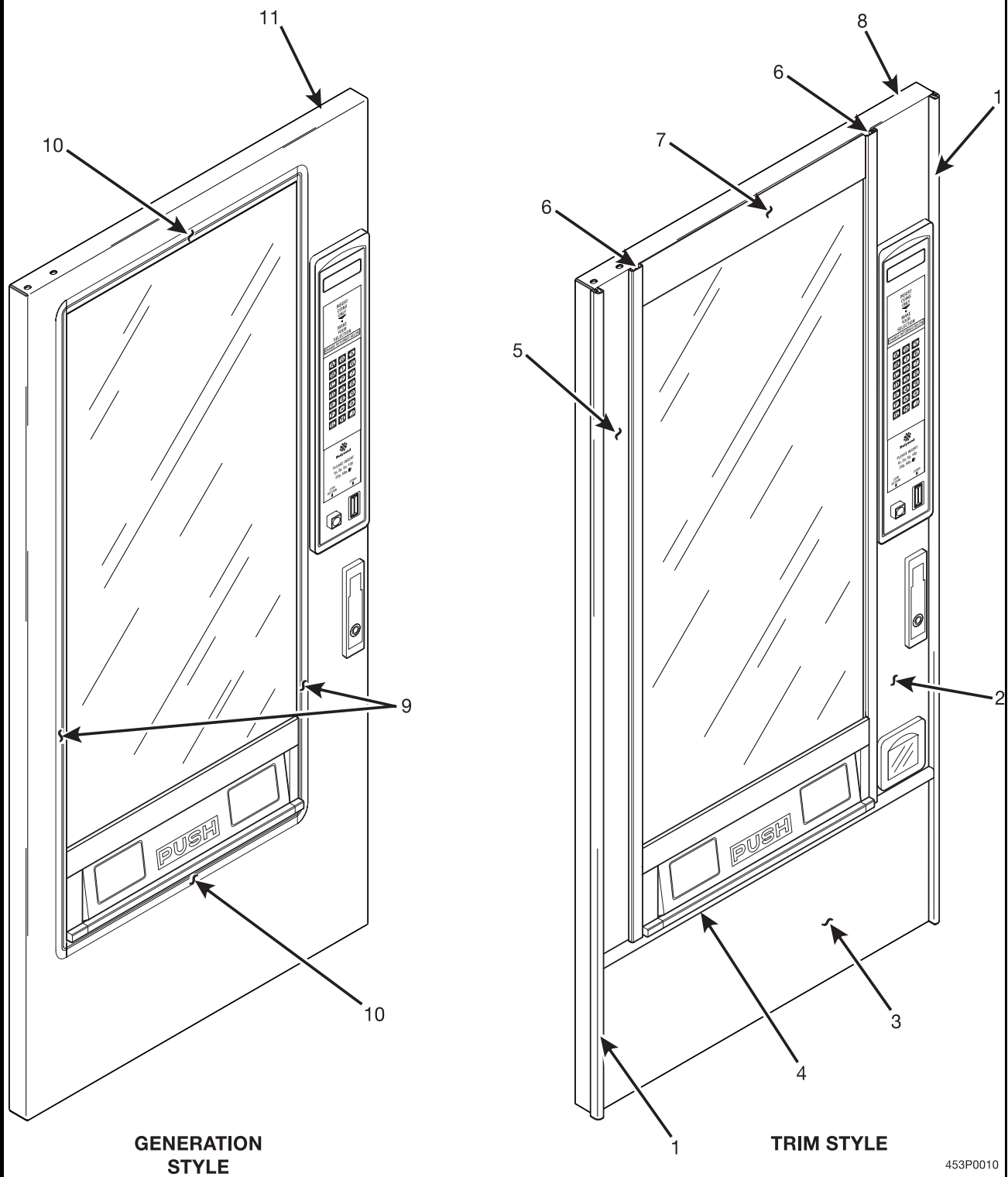


Figure 3. Door Trim and Panels



# SnackVendor Model 452 - 453 Parts Manual

TABLE 3. DOOR TRIM AND PANELS

	PART NUMBER	DESCRIPTION	
1	1592093	TRIM - DOOR - SIDE - GRANADA GRAY (453)	2
	1592078	TRIM - DOOR - SIDE - KLIX GRAY (453)	
	1592032	TRIM - DOOR - SIDE - CLEAR	
	1592069	TRIM - DOOR - SIDE - BLACK	
2	1592038	PANEL - R.H. - LIGHT GRAY	1
	1592044	PANEL - R.H. - FLAT "T" BLACK	
	4532004	PANEL - R.H. - GRANADA WHITE (453)	
	1592075	PANEL - R.H. - NU WHITE	
3	1602036	PANEL - LOWER - MEDIUM GRAY (453)	1
	1602041	PANEL - LOWER - FLAT "T" BLACK	
	4532006	PANEL - LOWER - GRANADA WHITE (453)	
	1602060	PANEL - LOWER - NU WHITE (453)	
	1592040	PANEL - LOWER - MEDIUM GRAY (452)	
	1592088	PANEL - LOWER - NU WHITE (452)	
4	1602067	TRIM - DOOR - HORIZ - GRANADA GRAY (453)	1
	1602061	TRIM - DOOR - HORIZ - KLIX GRAY (453)	
	1602030	TRIM - DOOR - HORIZ - CLEAR (453)	
	1602016	TRIM - DOOR - HORIZ - BLACK (453)	
	1592067	TRIM - DOOR - HORIZ - BLACK (452)	
	1592042	TRIM - DOOR - HORIZ - FLAT "T" BLACK (452)	
	1592090	TRIM - DOOR - HORIZONTAL - KLIX GRAY (452)	
	1592030	TRIM - DOOR - HORIZONTAL - CLEAR (452)	
5	1592039	PANEL - L.H. - LIGHT GRAY	1
	4532005	PANEL - L.H. - GRANADA WHITE (453)	
	1592045	PANEL - L.H. - FLAT "T" BLACK	
	1592076	PANEL - L.H. - NU WHITE	
6	1592092	TRIM - DOOR - INSIDE - GRANADA GRAY (453)	2
	1592077	TRIM - DOOR - INSIDE - KLIX GRAY (453)	
	1592031	TRIM - DOOR - INSIDE - CLEAR	
	1592068	TRIM - DOOR - INSIDE - BLACK (453)	
7	1602029	TRIM PANEL - TOP - MED. GRAY (453)	1
	1602066	TRIM PANEL - TOP - KLIX WHITE (453)	
	1602040	TRIM PANEL - TOP - FLAT "T" BLACK (453)	
	4532011	TRIM PANEL - TOP - GRANADA WHITE (453)	
	1592034	TRIM PANEL - TOP - MED. GRAY (452)	
	1592043	TRIM PANEL - TOP - FLAT "T" BLACK (452)	
	1592089	TRIM PANEL - TOP - KLIX WHITE (452)	

# SnackVendor Model 452 - 453 Parts Manual

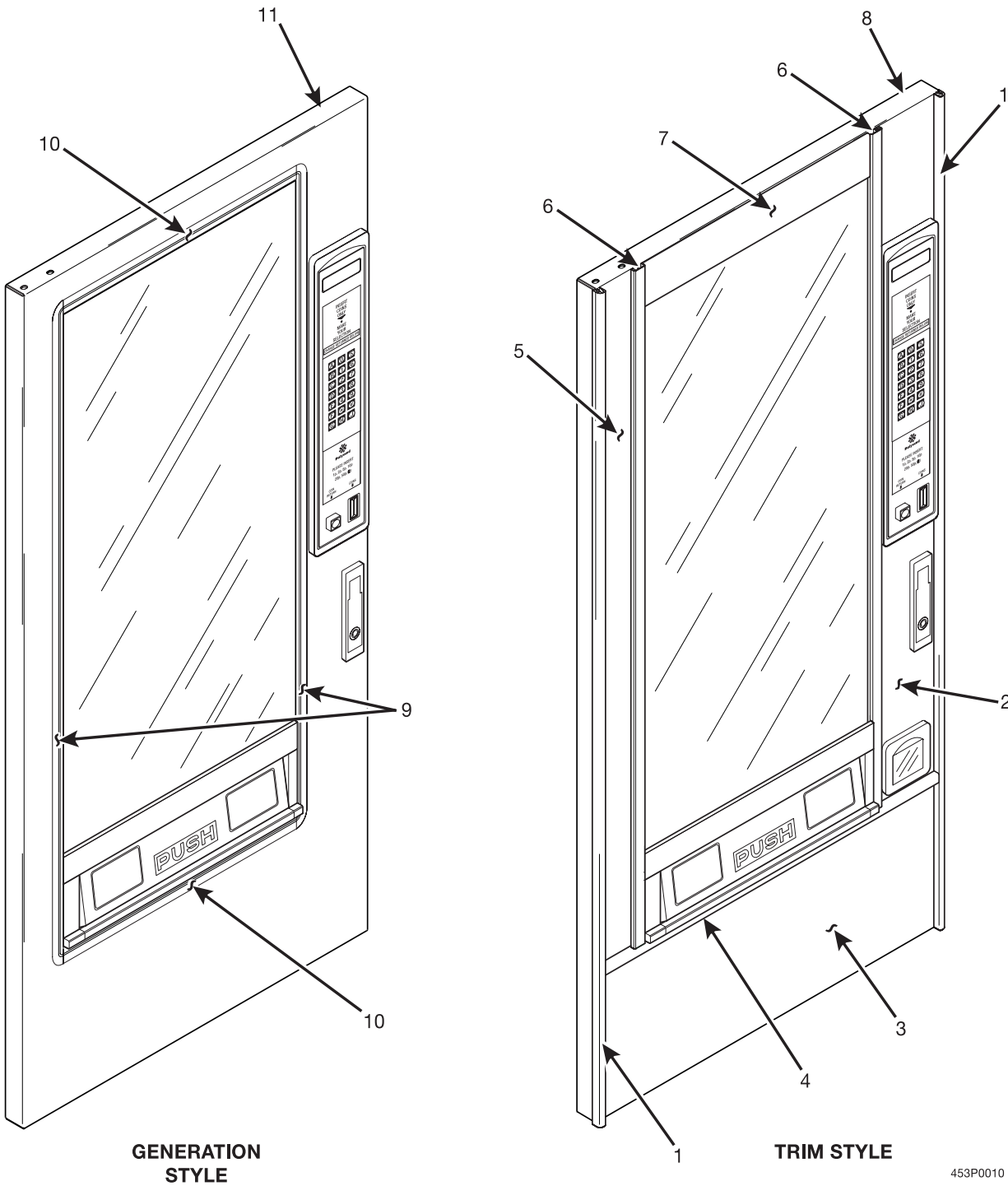


Figure 3. Door Trim and Panels (Continued)

# SnackVendor Model 452 - 453 Parts Manual

TABLE 3. DOOR TRIM AND PANELS (CONTINUED)

	PART NUMBER	DESCRIPTION	
8	4532019	DOOR WELD ASSEMBLY - NU WHITE (453)	1
	1572225	WELD ASSEMBLY - DOOR - STANDARD & MILLENIA (452)	
9	1702002	DECAL - TRIM - VERTICAL - 52.25" (452)	2
	4532003	DECAL - TRIM - VERTICAL - PROVEND (453)	
10	1712001	DECAL - TRIM - HORIZONTAL - TOP - 32" (453)	2
	4532002	DECAL - TRIM - HORIZONTAL - PROVEND (453)	
	1702001	DECAL - TRIM - HORIZONTAL - TOP - 38" (452)	
11	1702007	WELD ASSEMBLY - DOOR "R" SERIES (452) (GENERATION)	1
	4522001	WELD ASSEMBLY - NU WHITE (452) (GENERATION)	
	1602057	WELD ASSEMBLY - "R" SERIES (453) (GENERATION)	
	4532010	WELD ASSEMBLY - NU WHITE (453) (TRIM PANEL STYLE)	
	1602058	WELD ASSEMBLY - GENERATION PROVEND (453)	
	4532016	WELD ASSEMBLY - DOOR - PROVEND GRAY (TRIM PANEL STYLE)	
	4532019	WELD ASSEMBLY - DOOR - NU WHITE (453) (GENERATION)	
	4532020	WELD ASSEMBLY - DOOR - GRANADA GRAY (453) (TRIM PANEL STYLE)	
	4522004	WELD ASSEMBLY - DOOR - NU WHITE (452) (TRIM PANEL STYLE)	

# SnackVendor Model 452 - 453 Parts Manual

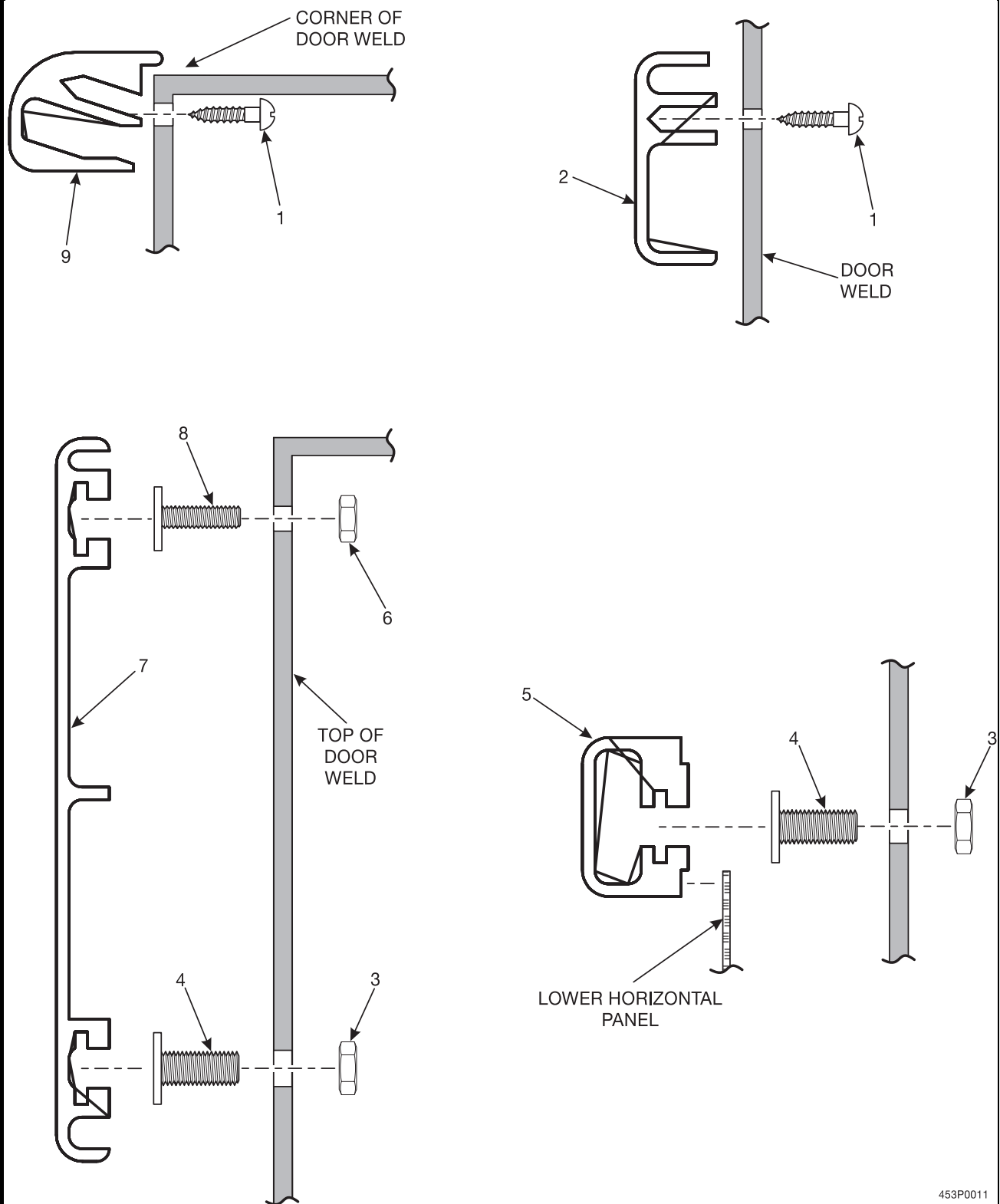


Figure 4. Door Trim Detail

# SnackVendor Model 452 - 453 Parts Manual

TABLE 4. DOOR TRIM DETAIL

INDEX	PART NUMBER	DESCRIPTION	QTY.
1	G1472028	SCREW - #6 X .38 SHT METAL	32
2	1592092	TRIM - DOOR - INSIDE - GRANADA GRAY (453)	2
	1592077	TRIM - DOOR - INSIDE - KLIX GRAY (453)	
	1592031	TRIM - DOOR - INSIDE - CLEAR	
	1592068	TRIM - DOOR - INSIDE - BLACK (453)	
3	9900081	NUT - #8-32 KEPS ZINC PLATED	15
4	2222110	T-BOLT #8-32 NC - 2 THD	15
5	1602067	TRIM - DOOR - HORIZ - GRANADA GRAY (453)	1
	1602061	TRIM - DOOR - HORIZ - KLIX GRAY (453)	
	1602030	TRIM - DOOR - HORIZ - CLEAR (453)	
	1602016	TRIM - DOOR - HORIZ - BLACK (453)	
	1592067	TRIM - DOOR - HORIZ - BLACK (452)	
	1592042	TRIM - DOOR - HORIZ - FLAT "T" BLACK (452)	
6	9900078	NUT - #6-32 KEPS ZINC PLATED	3
7	1602029	TRIM PANEL - TOP - MED. GRAY (453)	1
	1602066	TRIM PANEL - TOP - KLIX WHITE (453)	
	1602040	TRIM PANEL - TOP - FLAT "T" BLACK (453)	
	4532011	TRIM PANEL - TOP - GRANADA WHITE (453)	
	1592034	TRIM PANEL - TOP - MED. GRAY (452)	
	1592043	TRIM PANEL - TOP - FLAT "T" BLACK (452)	
	1592089	TRIM PANEL - TOP - KLIX WHITE (452)	
8	1572060	T-BOLT #6-32 X 3/8	3
9	1592093	TRIM - DOOR - SIDE - GRANADA GRAY (453)	2
	1592078	TRIM - DOOR - SIDE - KLIX GRAY (453)	
	1592032	TRIM - DOOR - SIDE - CLEAR	
	1592069	TRIM - DOOR - SIDE - BLACK	

# SnackVendor Model 452 - 453 Parts Manual

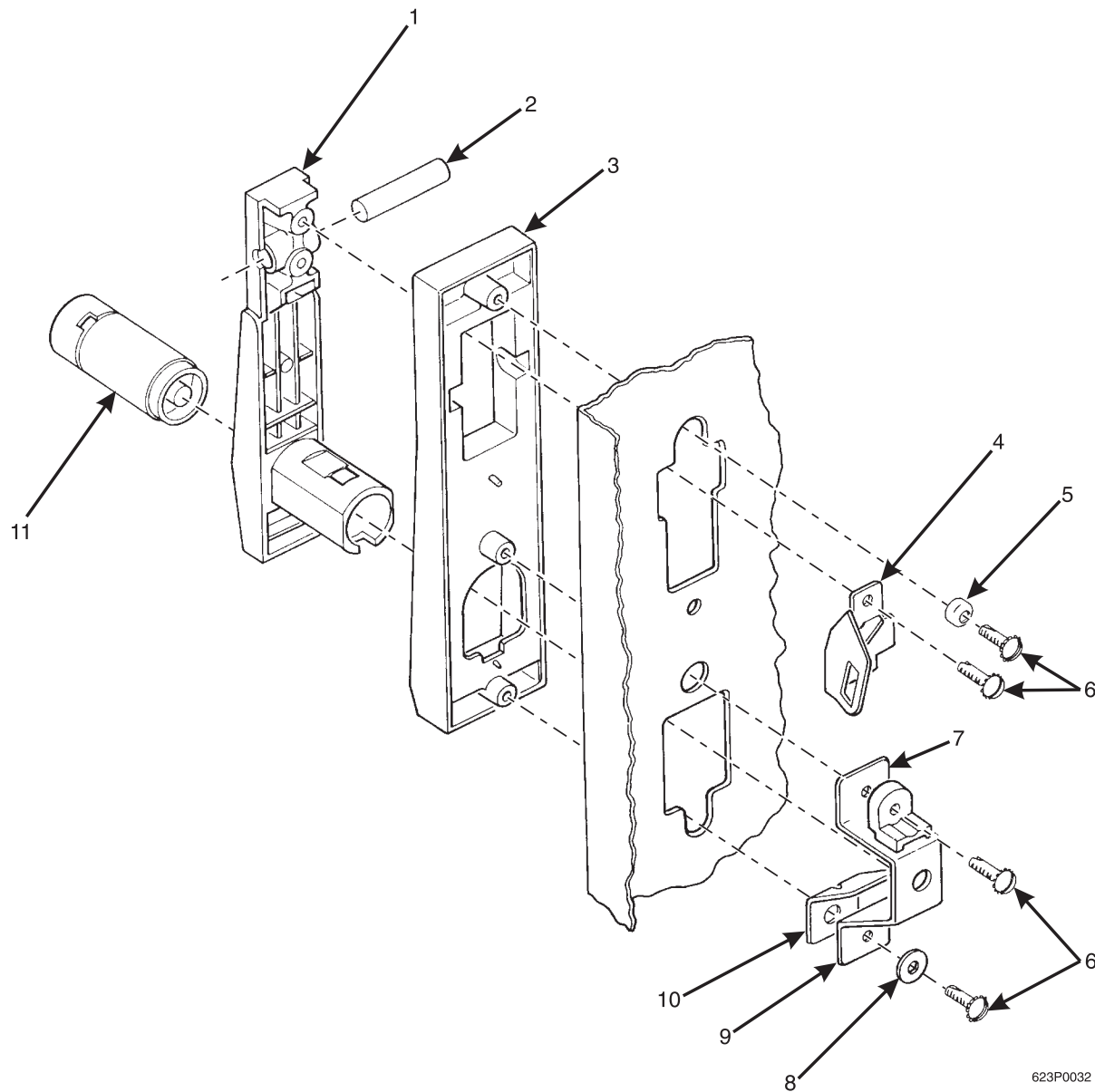


Figure 5. Door Lock and Handle Assembly

# SnackVendor Model 452 - 453 Parts Manual

TABLE 5. DOOR LOCK AND HANDLE ASSEMBLY

INDEX	PART NUMBER	DESCRIPTION	QTY.
1	1172190	LEVER - LOCK	1
2	1302291	PIVOT - LEVER LOCK	1
3	1172191	BASE - LEVER LOCK	1
4	2272052	ACTUATOR ASSEMBLY - LOCK BAR	1
5	1302289	CUP SPACER	2
6	1217161	SCREW - #10-32 X 1/2 RHS W/LW	5
7	1302326	SHIELD - LATCH	1
8	9900121	WASHER - STEEL - 7/16 X .203 X .032	1
9	1302324	CATCH - DOOR LATCH	1
10	1302290	LATCH - LOCK LOWER	1
11	9992400	CYLINDER - LOCK	1
-	3112163	CYLINDER - VAN LOCK	OPT.
	3112164	KEY - VAN LOCK	
	9992400	CYLINDER - FLEX ACE	
	9994XYZ	KEY - FLEX ACE (XYZ IS YOUR KEY NUMBER)	

# SnackVendor Model 452 - 453 Parts Manual

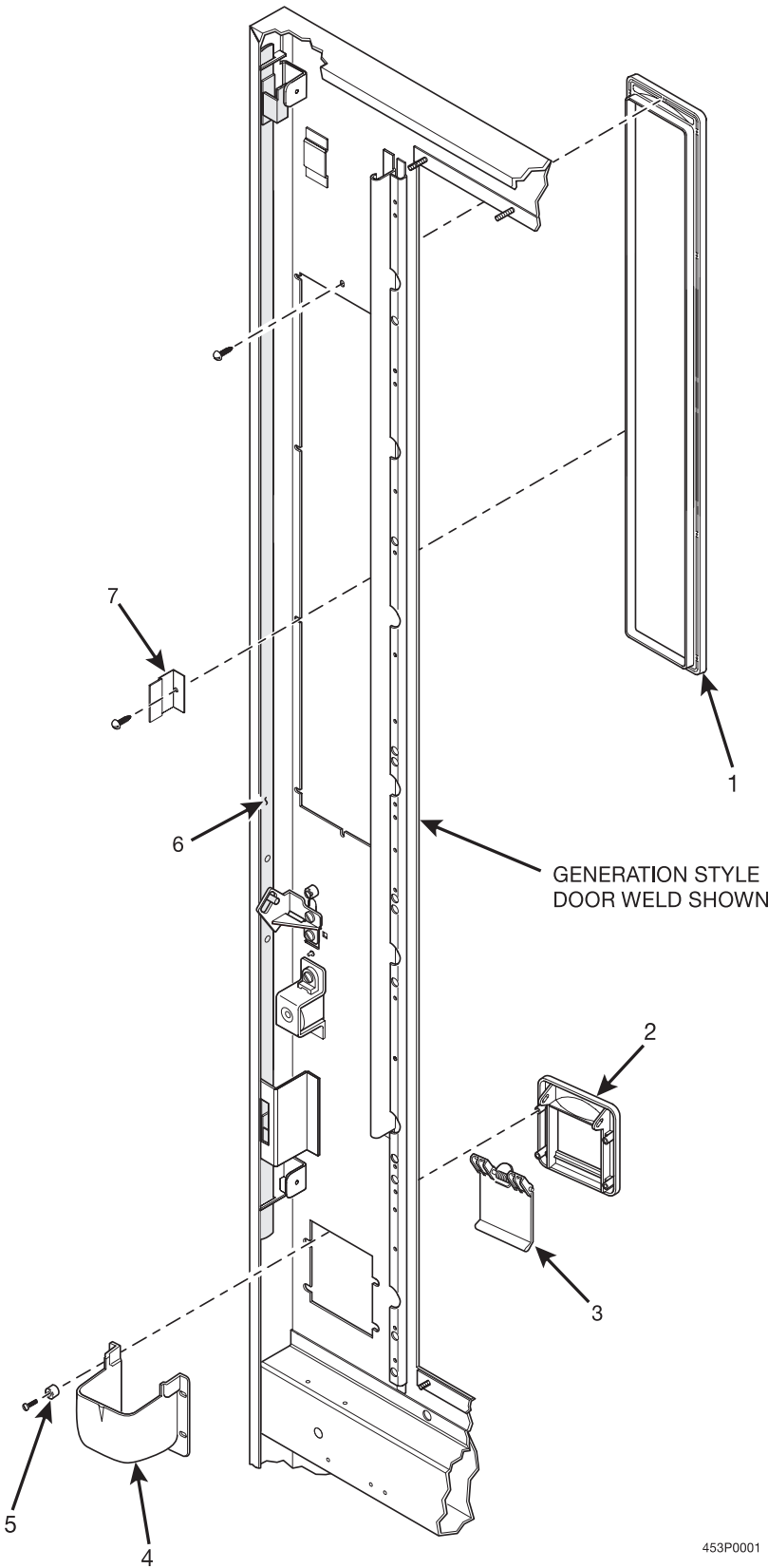


Figure 6. Door Miscellaneous



# SnackVendor Model 452 - 453 Parts Manual

TABLE 6. DOOR MISCELLANEOUS

INDEX	PART NUMBER	DESCRIPTION	QTY.
1	1575047	CASTING - MONETARY FRAME - BLACK RIDGE	1
2	1572011	TRIM - COIN CUP - BLACK	1
3	4245082	GATE - COIN RETURN	1
	4245083	SPRING - COIN RETURN DOOR	
	4245084	SHAFT - DOOR - COIN RETURN	
4	1572010	CUP - COIN RETURN	1
5	2302053	SPACER CUP	1
6	1472178	LOCK BAR ASSEMBLY	1
7	1472250	GUIDE - LOCK BAR	1

# SnackVendor Model 452 - 453 Parts Manual

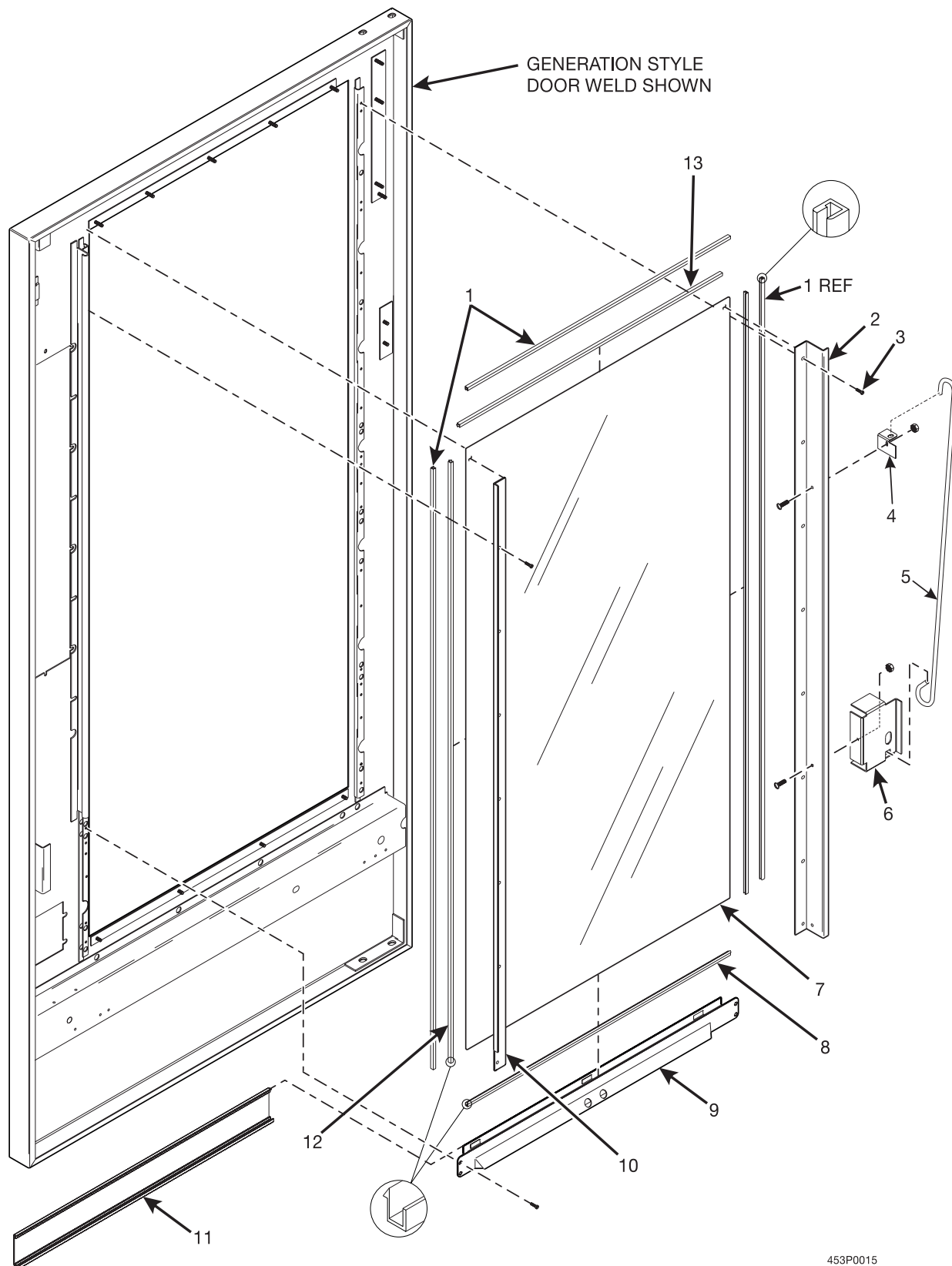


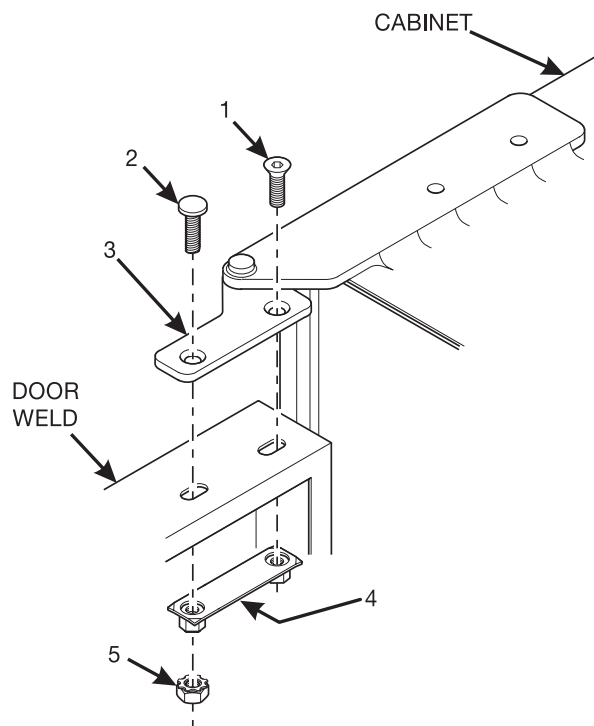
Figure 7. Door Glass

# SnackVendor Model 452 - 453 Parts Manual

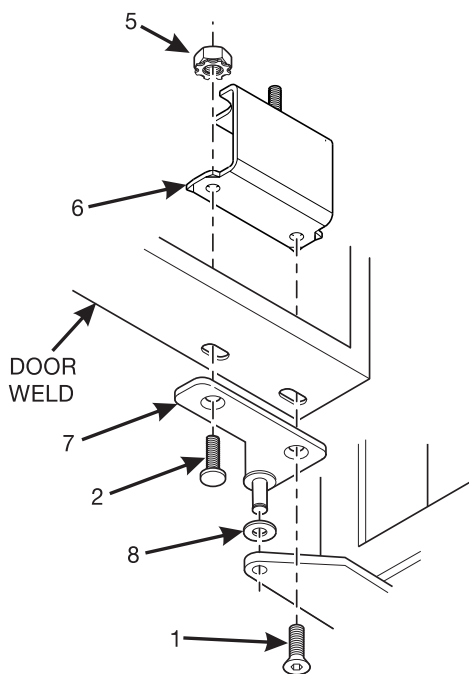
TABLE 7. DOOR GLASS

INDEX	PART NUMBER	DESCRIPTION	QTY.
1	6232092	CHANNEL - GLASS - HOR & VERT (TRIM PANEL STYLE) (453) - 106.160 INCHES	-
		CHANNEL - GLASS - HOR & VERT (TRIM PANEL STYLE) (452) - 112.281 INCHES	
2	1572020	RETAINER - GLASS - LG. SNACK	1
3	G1472028	SCREW - #6 X .38 SHEET METAL	1
4	1572028	RETAINER - ROD SUPPORT - COMMON (WITH GUM & MINT ONLY)	1
5	1479140	ROD - SUPPORT - G & M (WITH GUM & MINT ONLY)	1
6	1572027	SUPPORT - PROP ROD - COMMON (WITH GUM & MINT ONLY)	1
7	1582075	GLASS - DISPLAY (453) (TRIM PANEL STYLE)	1
	1452059	GLASS - DISPLAY (452) (TRIM PANEL STYLE)	
	1702011	DISPLAY GLASS - INKED - BLACK/RED (452) (GENERATION)	
	1712003	DISPLAY GLASS - INKED - BLACK/RED (453) (GENERATION)	
8	1582074	CHANNEL - GLASS - LOWER (453) (TRIM PANEL STYLE)	1
	1402120	CHANNEL - GLASS - LOWER (452) (TRIM PANEL STYLE)	
	1592073	CHANNEL - GLASS - LOWER (452) (GENERATION)	
	1602055	CHANNEL - GLASS - LOWER (453) (GENERATION)	
9	1602053	PANEL ASSEMBLY - GLASS - LOWER (453) (GENERATION)	1
	1592071	PANEL ASSEMBLY - GLASS - LOWER (452) (GENERATION)	
	1602026	PANEL ASSEMBLY - GLASS - LOWER (453) (TRIM PANEL STYLE)	
	1472220	PANEL ASSEMBLY - GLASS - LOWER (492) (TRIM PANEL STYLE)	
10	1472048	PLATE - GLASS RETAINING	1
11	1602052	TRIM PANEL - GLASS - LOWER - BLACK (453) (GENERATION)	1
	1592070	TRIM PANEL - GLASS - LOWER - BLACK (452) (GENERATION)	
	1592041	TRIM PANEL - GLASS - LOWER - BLACK (452) (TRIM PANEL STYLE)	
	1602037	TRIM PANEL - GLASS - LOWER - BLACK (453) (TRIM PANEL STYLE)	
12	1702009	CHANNEL - GLASS - VERTICAL (452, 453) (GENERATION)	2
13	1702010	CHANNEL - GLASS - UPPER (452) (GENERATION)	1
	1712002	CHANNEL - GLASS - UPPER (453) (GENERATION)	

# SnackVendor Model 452 - 453 Parts Manual



**UPPER DOOR HINGE ASSY**



453P0013

**LOWER DOOR HINGE ASSY**

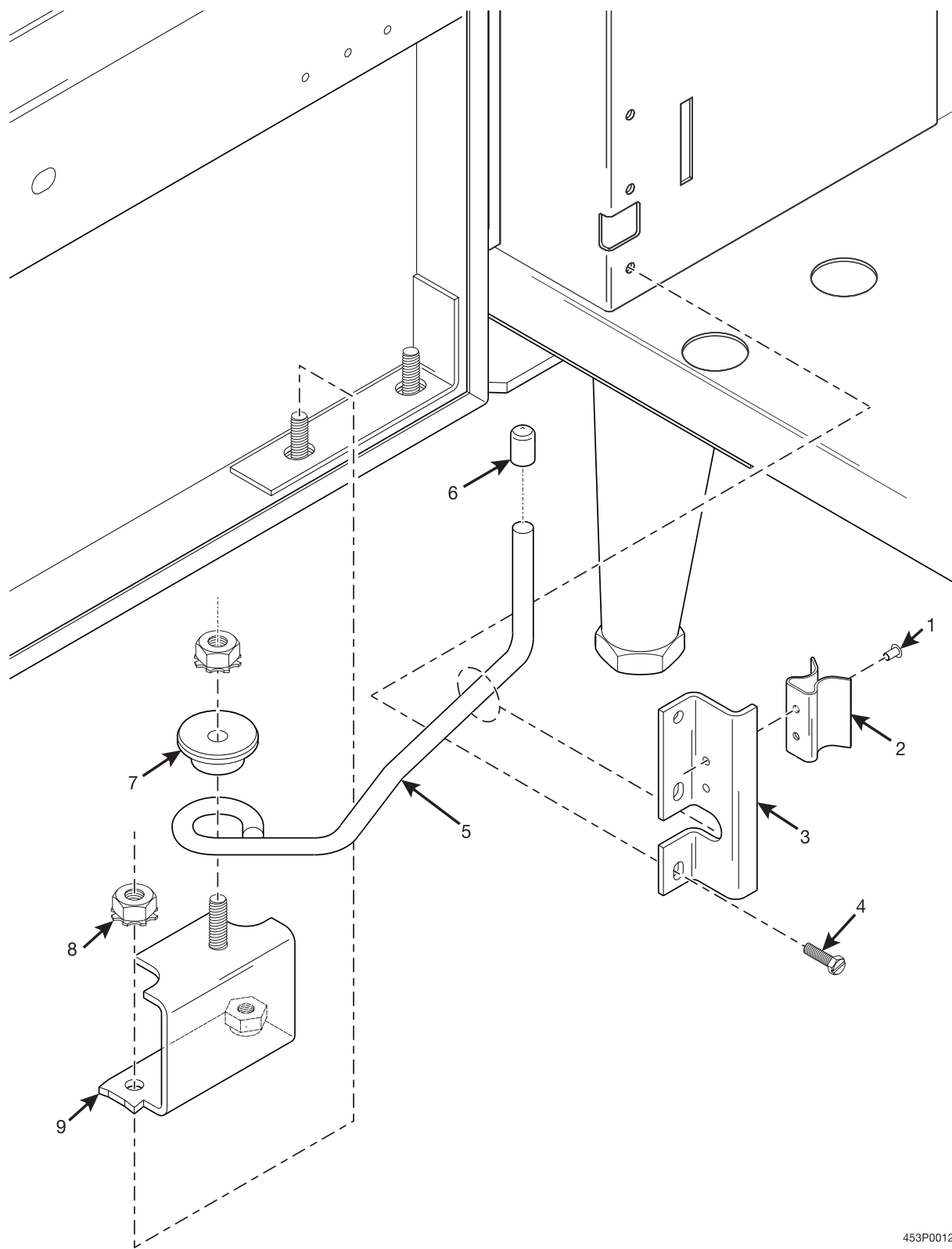
Figure 8. Upper and Lower Door Hinge Assemblies

# SnackVendor Model 452 - 453 Parts Manual

TABLE 8. UPPER AND LOWER DOOR HINGE ASSEMBLIES

INDEX	PART NUMBER	DESCRIPTION	QTY.
1	6232036	SCREW - 5/16 - 18 X .75 FLT. HD SOCKET	2
2	6232208	WELD SCREW - #1/4 - 20 X 1" LG	2
3	1571098	HINGE ASSEMBLY - UPPER	1
4	6232028	PLATE ASSEMBLY - HINGE MOUNTING	1
5	1211105	1/4 - 20 KEPS NUT EXT LW ZP	2
6	1572007	WELD ASSEMBLY - DOOR CHECK (SEE FIGURE 9)	1
7	6232031	HINGE ASSEMBLY - DOOR - LOWER	1
8	4242145	BEARING - THRUST - LOWER HINGE	1

# SnackVendor Model 452 - 453 Parts Manual



453P0012

Figure 9. Door Check

# SnackVendor Model 452 - 453 Parts Manual

TABLE 9. DOOR CHECK

INDEX	PART NUMBER	DESCRIPTION	QTY.
1	1571091	RIVET - SEMI - TUBULAR - .125 D X .218	2
2	1451041	SPRING - DOOR CHECK	1
3	1572007	WELD ASSEMBLY - DOOR CHECK	1
4	1472132	SCREW - #6-32 X .25 PHS T/C	3
5	1572009	ROD - DOOR CHECK	1
6	1571037	CAP - VINYL - .281 ID X .50 LONG	1
7	1142017	BUSHING - DOOR CHECK	1
8	1211105	1/4 - 20 KEPS NUT EXT LW ZP	2
9	1572007	WELD ASSEMBLY - DOOR CHECK	1

# SnackVendor Model 452 - 453 Parts Manual

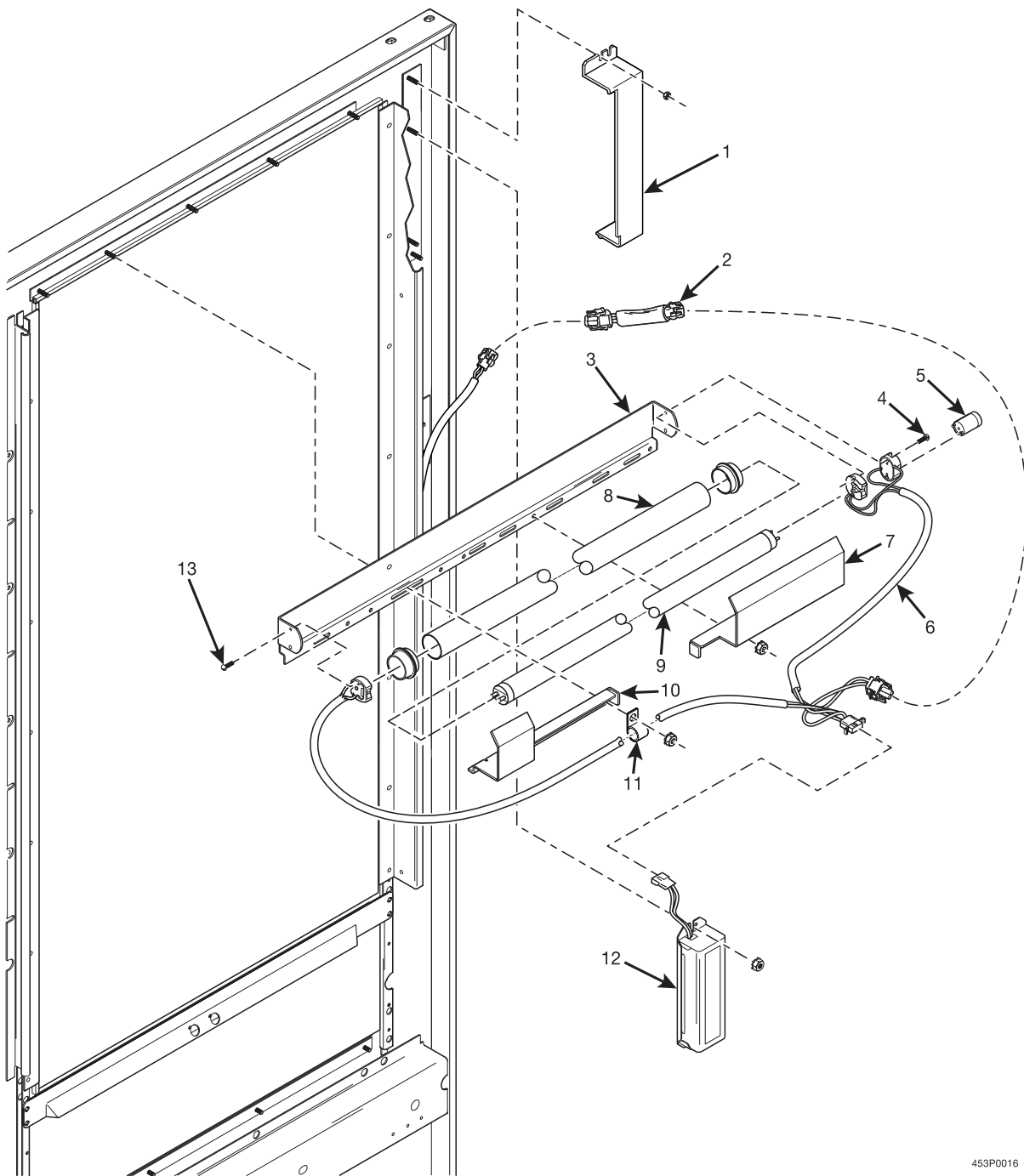


Figure 10. Fluorescent Light



# SnackVendor Model 452 - 453 Parts Manual

TABLE 10. FLUORESCENT LIGHT

INDEX	PART NUMBER	DESCRIPTION	QTY.
1	1572047	COVER - BALLAST - EUROPE	1
2	6332010	SUPPRESSION ASSEMBLY - 230 V.	1
3	1582025	BRACKET - LIGHT - COMMON - 20 WATT	1
4	3107171	SCREW - #4-36 X 5/8 RHS	2
5	2222095	FLUORESCENT LAMP STARTER	1
6	1709015	HARNESS - DOOR - FLUORESCENT LIGHT	1
7	1572045	COVER - LIGHT SOCKET - LEFT	1
8	4532008	SAFETY SLEEVE ASSEMBLY	1
9	1122138	FLUORESCENT LAMP	1
10	1572044	COVER - LIGHT SOCKET - RIGHT	1
11	1452139	RETAINER - HARNESS	2
12	1572016	BALLAST ASSEMBLY - 20 W - 230 V.	1
13	1452076	SCREW - #4-36 X .432 RHS	2

# SnackVendor Model 452 - 453 Parts Manual

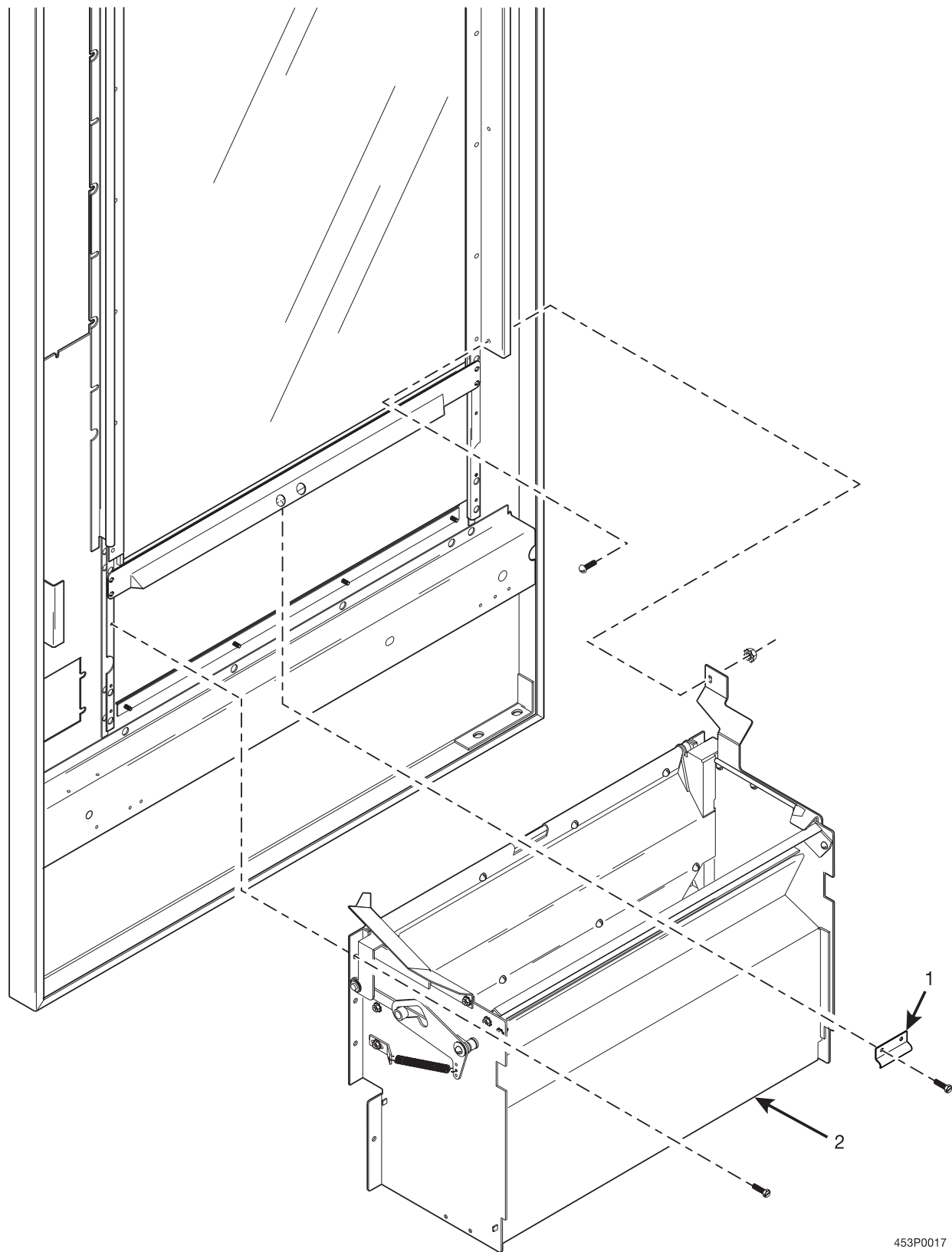


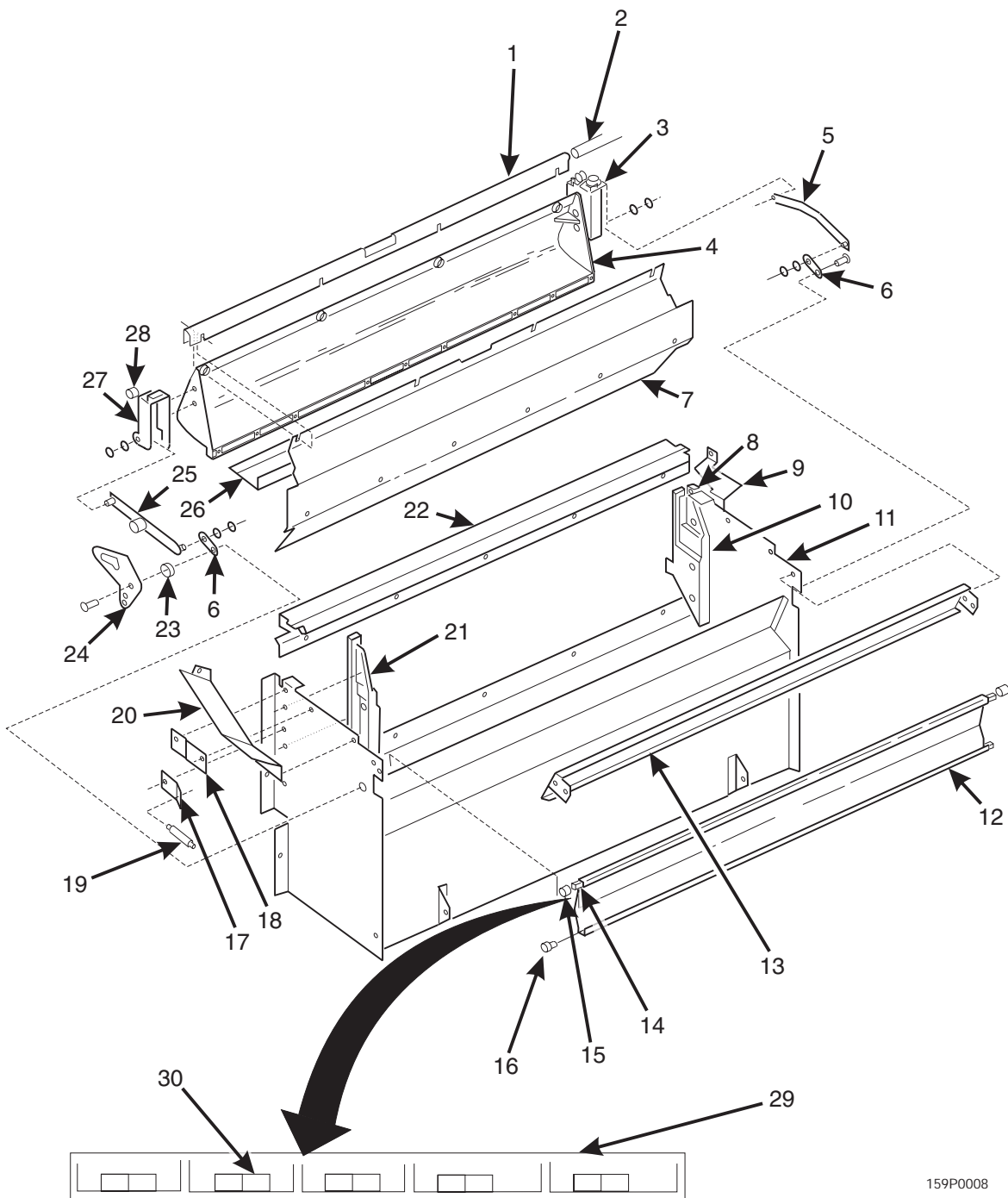
Figure 11. Delivery Pan Assembly (Part 1 of 2)

# SnackVendor Model 452 - 453 Parts Manual

TABLE 11. DELIVERY PAN ASSEMBLY (PART 1 OF 2)

INDEX	PART NUMBER	DESCRIPTION	QTY.
1	1472142	RETAINER - DOOR PIVOT	1
2	1602039	DELIVERY PAN ASSEMBLY - NV SPCL. PR. (453) (SEE PART 2)	1
	1572043	FLAP DELIVERY PAN ASSEMBLY (452) (SEE PART 2 )	

# SnackVendor Model 452 - 453 Parts Manual



159P0008

Figure 11. Delivery Pan Assembly (Part 2 of 2)

# SnackVendor Model 452 - 453 Parts Manual

TABLE 11. DELIVERY PAN ASSEMBLY (PART 2 OF 2)

INDEX	PART NUMBER	DESCRIPTION	
1	1462035	CHANNEL - DOOR (453)	1
	1412028	CHANNEL - DOOR (452)	
2	1482002	SHAFT - DOOR - PIVOT (453)	1
	1472228	SHAFT - DOOR - PIVOT (452)	
3	1482252	ACTUATOR - DELIVERY DOOR - L.H. (453)	1
	1472272	ACTUATOR - DELIVERY DOOR - L.H. (452)	
4	1582024	DOOR - DELIVERY (453)	1
	1472137	DOOR - DELIVERY (452)	
5	4402017	ACTUATOR ASSEMBLY	1
6	1472145	ACTUATOR - REAR PIVOT	2
7	1482163	LINER - DOOR - PILFERAGE (453)	1
	1472108	LINER - DOOR - PILFERAGE (452)	
8	1472069	BRACKET - DOOR - PIVOT - L.H.	1
9	1602014	DEFLECTOR - L.H. - SMALL	1
10	1602034	FILLER - LEFT (453)	1
	1412023	FILLER - LEFT (452)	
11	1602038	WELD ASSEMBLY - DELIVERY PAN (453)	1
	1472288	WELD ASSEMBLY - DELIVERY PAN (452)	
12	1482171	ASSEMBLY - REAR - DELIVERY DOOR (453)	1
	1472138	ASSEMBLY - REAR - DELIVERY DOOR (452)	
13	1482159	FILLER - DELIVERY PAN (WITHOUT GUM & MINT)	1
14	1472087	WASHER - .38 I.D. X .56 O.D.	2
15	1472083	SPACER	2
16	4042556	CANOE CLIP	2
17	2342110	BRACKET - SPRING	1
18	1472068	BRACKET - DOOR PIVOT - R.H.	1
19	4246044	SPRING - ELEVATOR GUIDE ARM	1
20	1572029	DEFLECTOR - PRODUCT - R.H.	1
21	1412022	FILLER - RT.	1
22	1482187	PAN - DELIVERY - FRONT (453)	1
	1472200	PAN - DELIVERY - FRONT (452)	
23	2342109	BUSHING - DELIVERY LINKAGE	1
24	4402016	PLATE - DOOR RETENTION	1
25	1472156	ACTUATOR ASSEMBLY - RIGHT	1
26	1462073	ANGLE - DELIVERY DOOR (453)	1
	1412047	ANGLE - DELIVERY DOOR (452)	
27	1482251	ACTUATOR - DELIVERY DOOR R.H. (453)	1
	1472271	ACTUATOR - DELIVERY DOOR R.H. (452)	
28	1472219	SPACER	2
29	1472088	LABEL - GUM & MINT SELECTIONS	1
30	1472105	PRICE LABELS - GUM & MINT (\$ AND ¢)	1

# SnackVendor Model 452 - 453 Parts Manual

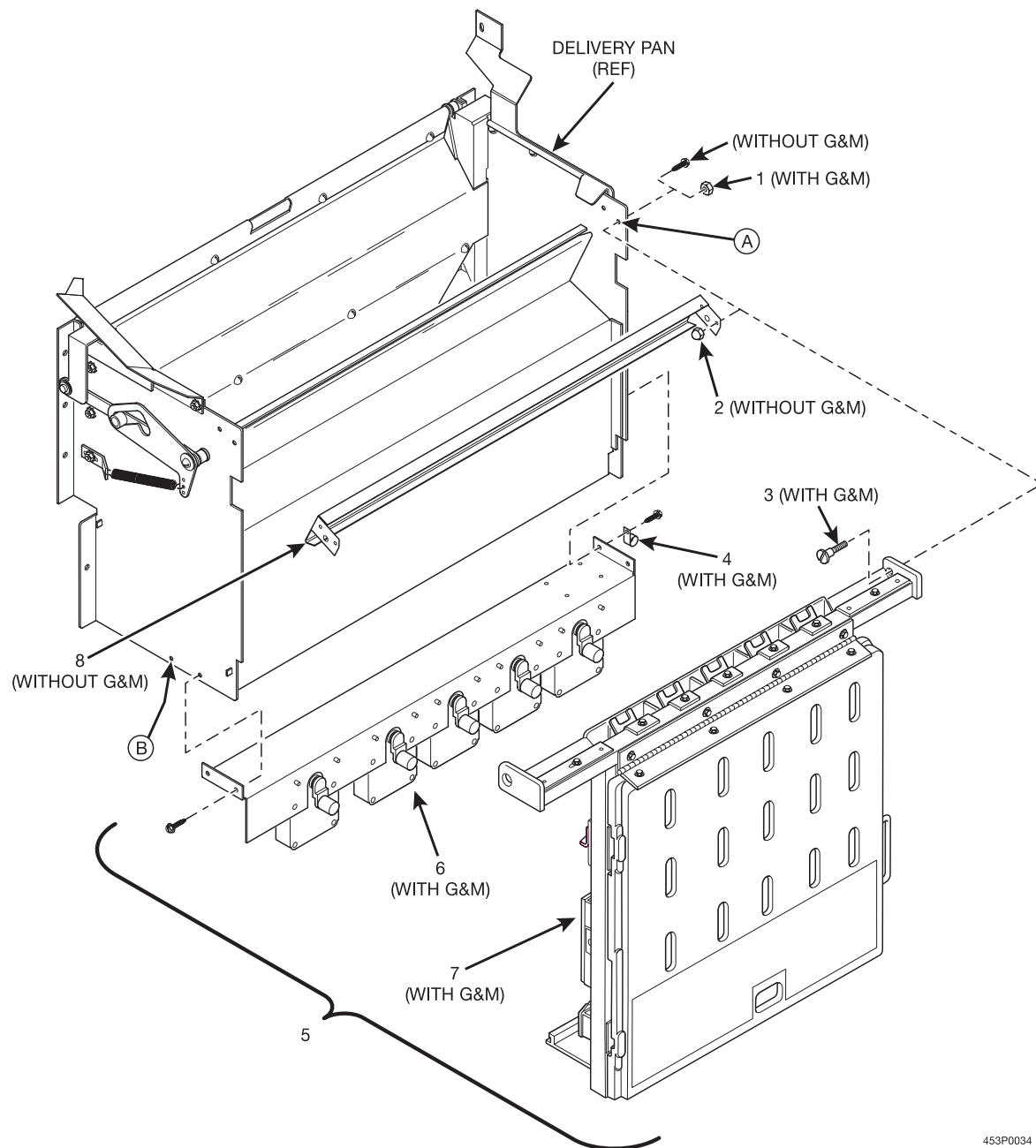


Figure 12. Gum and Mint Unit (Part 1 of 2)

# SnackVendor Model 452 - 453 Parts Manual

TABLE 12. GUM AND MINT UNIT (PART 1 OF 2)

INDEX	PART NUMBER	DESCRIPTION	QTY.
1	1407048	NUT - 10-32 M/F #21TWA1032 ZP (WITH GUM & MINT)	2
2	3108030	ACORN NUT BRASS NICKEL 8-32 (WITHOUT GUM & MINT)	2
3	1479052	STUD - PIVOT - GUM & MINT	2
4	1452139	RETAINER - HARNESS (WITH GUM & MINT)	1
5	1577000	GUM & MINT COLUMN (452) (SEE PART 2)	1
	1587000	GUM & MINT COLUMN (453) (SEE PART 2)	
ITEM 6 IS AVAILABLE AS A SERVICE ASSEMBLY, WHICH INCLUDES THE FOLLOWING: INDEX NUMBERS 14, 15, 16, AND 19 THRU 23, AS SHOWN IN PART 2 OF THIS FIGURE, PLUS HARNESS 1579012 AS SHOWN IN FIGURE 36. WIRING HARNESSES (PART 1)			
6	1577001	ANGLE & MOTOR ASSEMBLY (452) (SEE PART 2)	1
	1587001	ANGLE & MOTOR ASSEMBLY (452) (SEE PART 2)	
7	1479136	FRAME ASSEMBLY - GUM & MINT (452) (SEE PART 2)	1
	1489008	FRAME ASSEMBLY - GUM & MINT (453) (SEE PART 2)	
	1479130	MAGAZINE ASSEMBLY - GUM & MINT (452) (SEE PART 2)	
	1489006	MAGAZINE ASSEMBLY - GUM & MINT (453) (SEE PART 2)	
8	1472082	FILLER - DELIVERY PAN (452) (WITHOUT GUM & MINT)	1
	1482159	FILLER - DELIVERY PAN (453) (WITHOUT GUM & MINT)	

# SnackVendor Model 452 - 453 Parts Manual

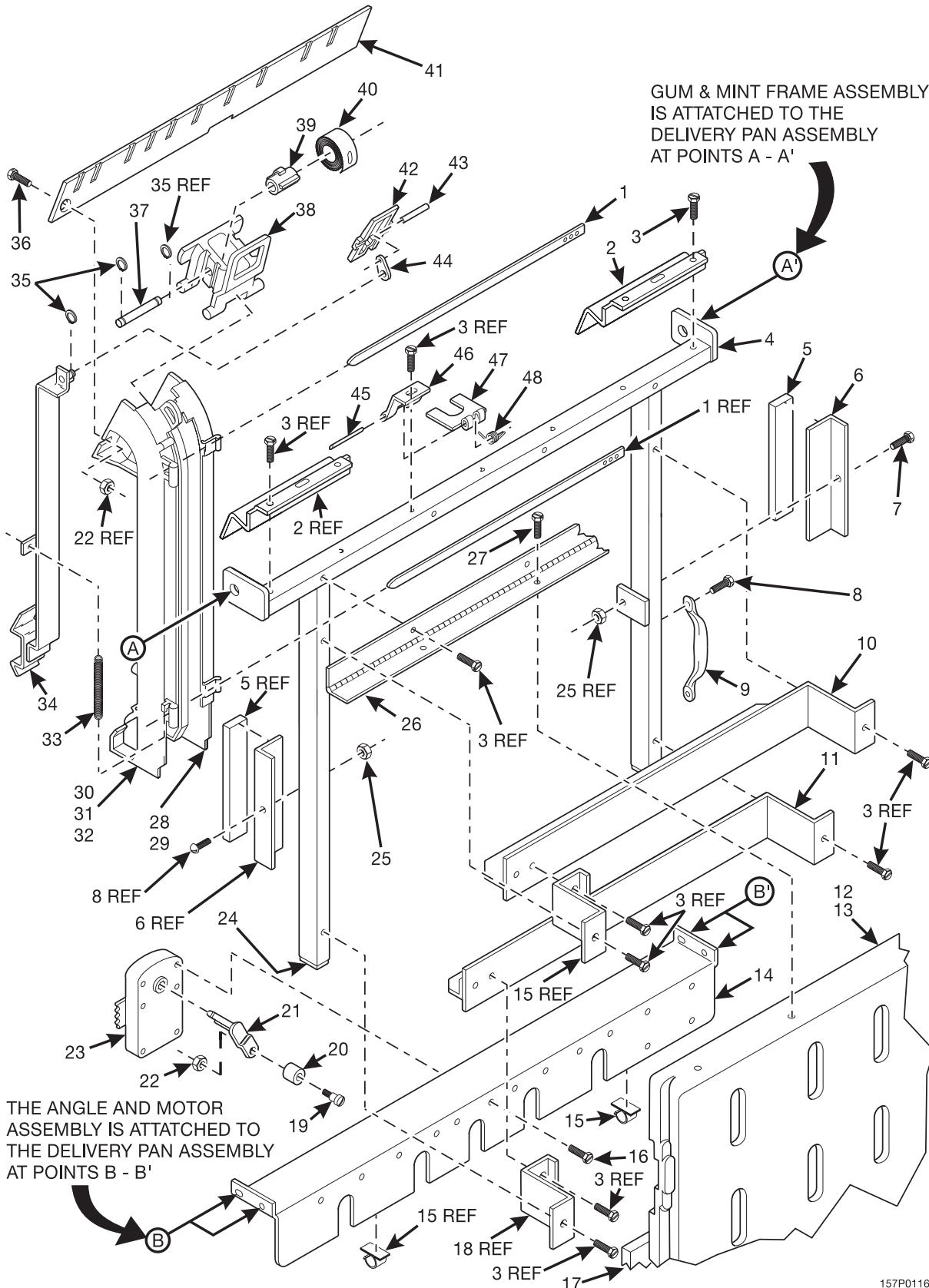


Figure 13. Gum and Mint Unit (Part 2 of 2)



# SnackVendor Model 452 - 453 Parts Manual

TABLE 13. GUM AND MINT UNIT (PART 2 OF 2)

INDEX	PART NUMBER	DESCRIPTION	QTY.
-	1577000	GUM & MINT COLUMN (452)	-
	1587000	GUM & MINT COLUMN (453)	
1	1579053	RETAINER	3
2	1479103	FILLER - GUM & MINT	2
3	1451097	SCREW - #8-32 X .31 HEX HD. TF	-
4	1479136	FRAME ASSEMBLY - GUM & MINT (452)	1
	1489008	FRAME ASSEMBLY - GUM & MINT (453)	
5	3122056	MAGNET RETAINER - COIN CHANGER	2
6	1479117	ANGLE - MAGNET	2
7	9900201	SCREW - #8-32 X 5/16 RHS SEMS MACH ZINC	2
8	4041053	SCREW - #10-32 X 3/8 PHS T/C W/LW	2
9	1479139	PULL - DOOR	1
10	1479089	SUPPORT ASSEMBLY - MAGAZINE - UPPER	1
11	1479092	SUPPORT ASSEMBLY - MAGAZINE - LOWER	1
12	1479101	COVER - GUM & MINT	1
13	1479124	LABEL - LOADING - GUM & MINT	1
14	1572351	ANGLE - MOTOR (452)	1
	1489005	ANGLE - MOTOR (453)	
15	6131143	CABLE CLAMP - RICHCO #KKC6	2
16	1457027	SCREW - #8-32 X .81 HEX HD. - T/F	10
17	1479119	MAGNET - RETAINER	2
18	1479095	BRACKET - MAGAZINE	2
19	1479062	STUD - DRIVE ARM	5
20	1479063	ROLLER - DRIVE ARM	5
21	1479145	ARM - DRIVE MOTOR	5
22	9900081	NUT - #8-32 KEPS ZINC PLATE	5
23	1577035	MOTOR & PC BOARD ASSEMBLY	5
24	1479120	CAPLUG - REC. 1/2 X 1	2
25	1412046	NUT - #8-32 MF 23TW832 BLOX	2
26	1479104	HINGE - COVER	1
27	1437204	SCREW - #8-10 X .38 HEX HD. TF	4
28	1479075	CHANNEL - GUM & MINT - LEFT	5
29	1479064	SPACER - COLUMN - G & M	2
30	1479076	CHANNEL - G & M RIGHT - SMALL	3
31	1479077	CHANNEL - G & M RIGHT - LARGE	2
32	1572040	LABEL - LOADING LINE - G & M	1
33	4246307	SPRING - HORIZONTAL SELECTOR ARM	5
34	1479123	DRIVE BAR & STUD ASSEMBLY	5

# SnackVendor Model 452 - 453 Parts Manual

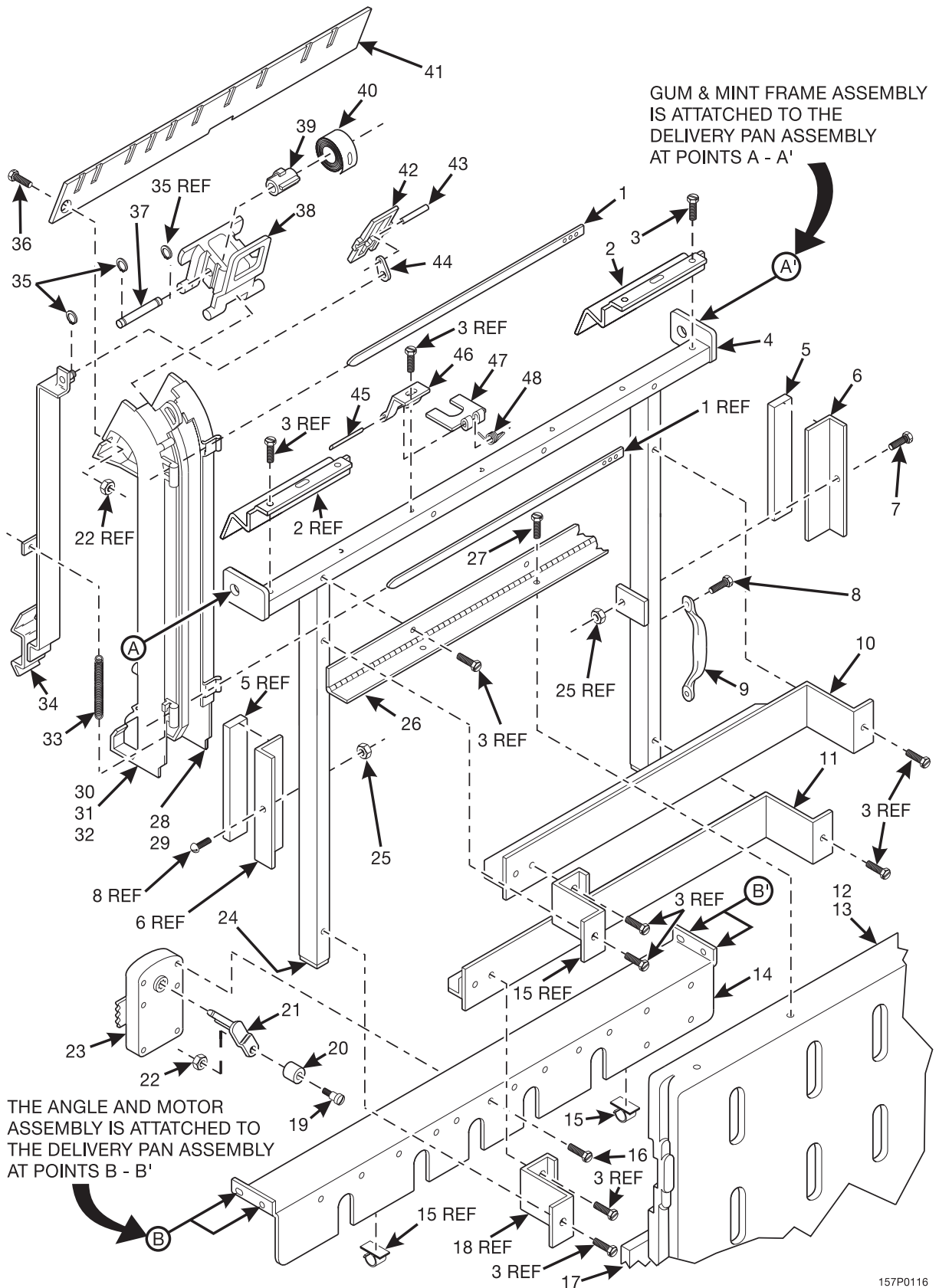


Figure 12. Gum and Mint Unit (Part 1 of 2) (Continued)

157P0116

# SnackVendor Model 452 - 453 Parts Manual

TABLE 13. GUM AND MINT UNIT (PART 2 OF 2) (CONTINUED)

INDEX	PART NUMBER	DESCRIPTION	QTY.
35	9900425	RETAINING RING REINF. E TYPE .250	15
36	9900020	SCREW - #8-32 X 1/2 RHS MACH. ZINC	1
37	1479099	PIN - PUSHER	5
38	1479079	PUSHER	5
39	1479080	SPOOL - SPRING	5
40	1479106	SPRING - PUSHER	5
41	1479105	WINDOW - GUM & MINT	1
42	1479078	EJECTOR - GUM & MINT	5
43	1479098	PIN - EJECTOR	5
44	1479097	LINK - EJECTOR	5
45	1479083	PIN - HINGE	5
46	1479082	HINGE - BACK	5
47	1479081	HINGE - FRONT	5
48	1479084	SPRING - HINGE	5

# SnackVendor Model 452 - 453 Parts Manual

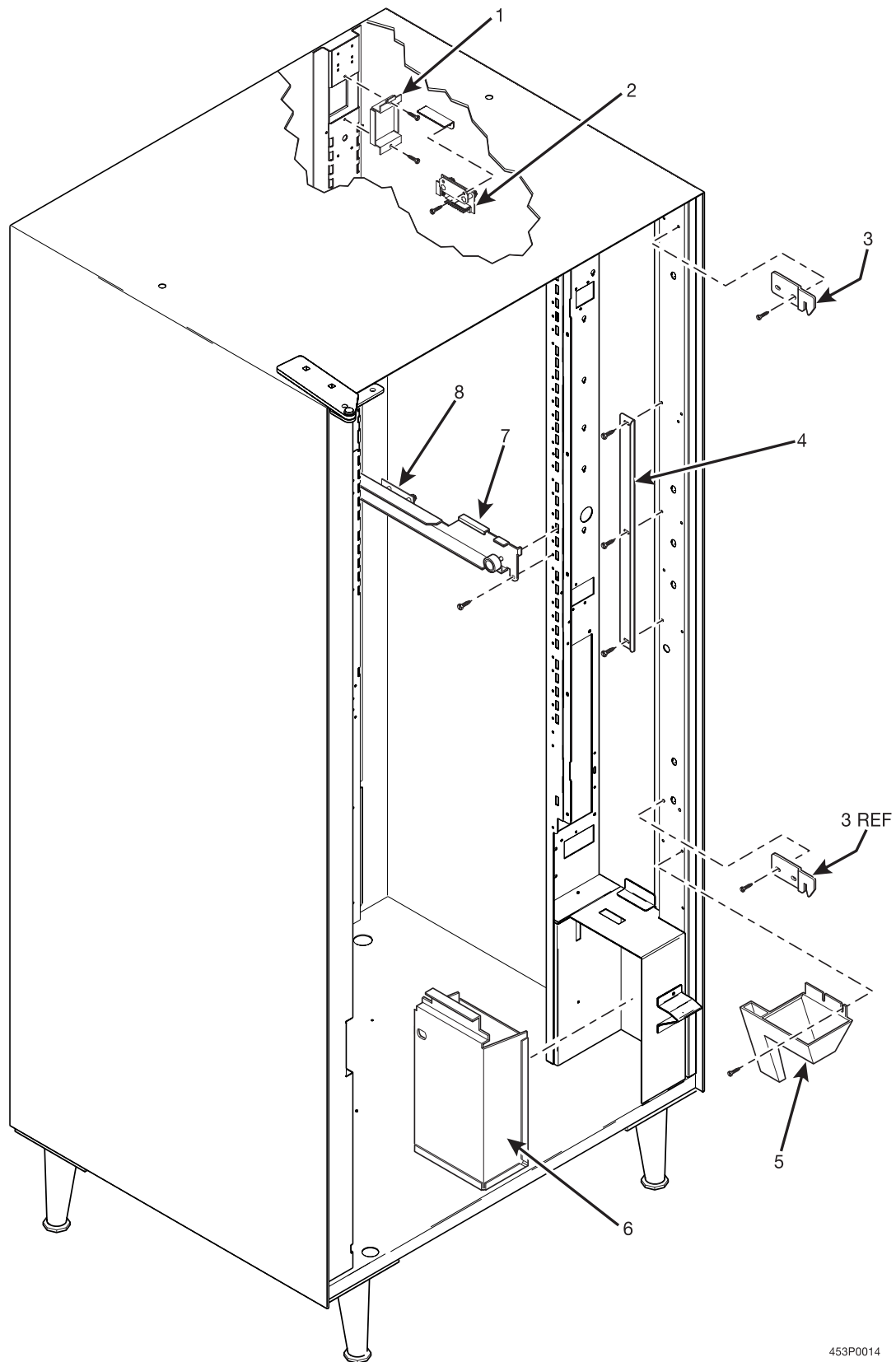


Figure 14. Cabinet - Loose Parts

453P0014

# SnackVendor Model 452 - 453 Parts Manual

TABLE 14. CABINET - LOOSE PARTS

INDEX	PART NUMBER	DESCRIPTION	QTY.
1	1471090	COVER - FAN HOLE (SEE FIGURE 14)	1
2	1596012	PCB ASSEMBLY - TRAY (SEE FIGURE 14)	1
	1571175	PLATE - PCB RAIL - MOUNTING (SEE FIGURE 14)	
3	1571074	LOCK - ARM CABINET	1
4	1571022	STOP - MONETARY PANEL	2
5	6231242	CHUTE - PAYOUT	1
6	1571029	MONEY BOX ASSEMBLY	1
7	1701005	TRAY GUIDE RAIL ASSEMBLY - R.H.	1
	1701006	TRAY GUIDE RAIL ASSEMBLY - L.H. (NOT SHOWN	
8	1701009	TRAY GUIDE RAIL/PCB ASSEMBLY - R.H. (SEE FIGURE 14)	-

# SnackVendor Model 452 - 453 Parts Manual

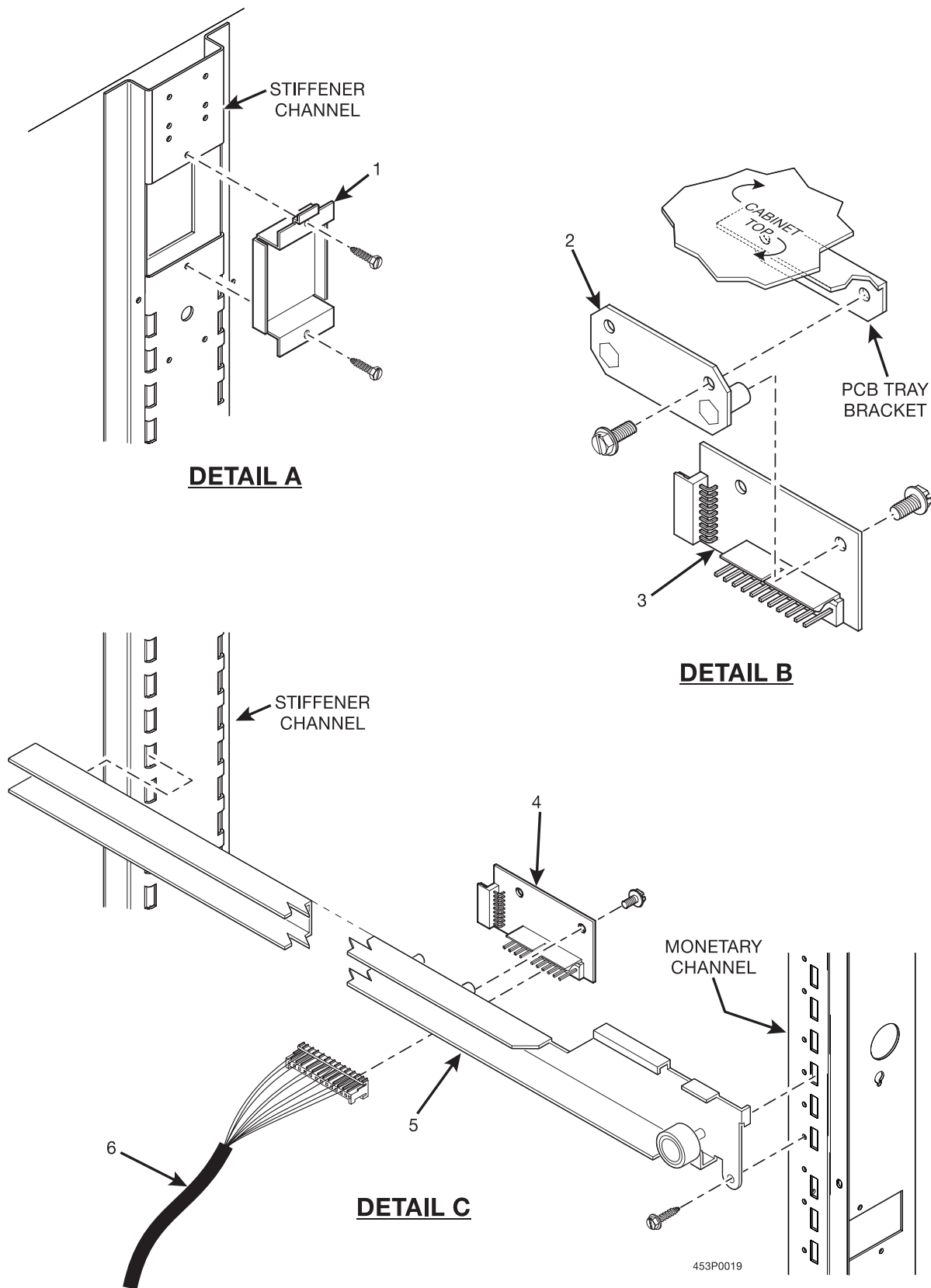


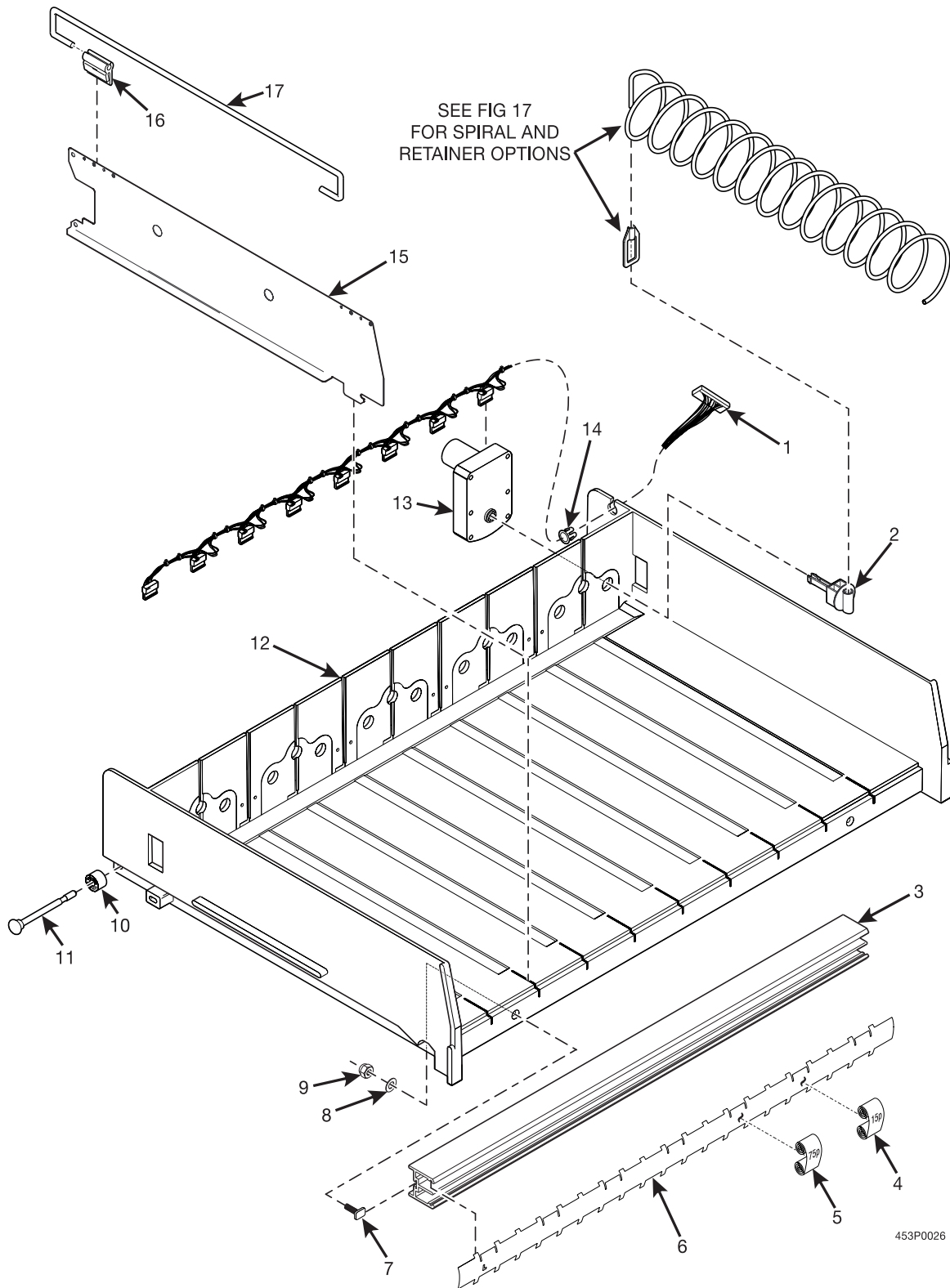
Figure 15. Cabinet Details

# SnackVendor Model 452 - 453 Parts Manual

TABLE 15. CABINET DETAILS

INDEX	PART NUMBER	DESCRIPTION	QTY.
1	1471090	COVER - FAN HOLE	1
2	1571175	PLATE - PCB RAIL MOUNTING	-
3	1596012	PCB ASSEMBLY - TRAY	-
4	1701009	TRAY GUIDE RAIL/PCB ASSEMBLY - R.H.	-
5	1701005	TRAY GUIDE RAIL ASSEMBLY - R.H.	-
6	1709018	HARNESS - TRAY EXTENSION (ACCESSORY)	OPT.

# SnackVendor Model 452 - 453 Parts Manual



1487009  
Figure 16. Candy Tray Assembly



# SnackVendor Model 452 - 453 Parts Manual

TABLE 16. CANDY TRAY ASSEMBLY

INDEX	PART NUMBER	DESCRIPTION	QTY.
-	4527001	CANDY TRAY ASSEMBLY (452)	OPT.
	4537001	CANDY TRAY ASSEMBLY (453)	
1	1709014	HARNESS - 10 MOTOR TRAY - 28" (452)	1
	1709013	HARNESS - 8 MOTOR TRAY - 28" (453)	
2	1477113	COUPLING - SPIRAL	-
3	1477134	RAIL - PRICE & SELECTION (452)	1
	1487009	RAIL - PRICE & SELECTION (453)	
4	1472274	PRICE ROLL - UK - 1£/10£, 8P/35P	-
5	1472273	PRICE ROLL - UK - 1£/10£, 40P/95P	-
6	1487016	HOLDER - PRICE SELECTION (453)	1
	1477157	HOLDER - PRICE SELECTION (452)	
7	2222031	TEE BOLT - TRIM	3
8	5560113	WASHER HOPPER RELEASE	2
9	9900030	NUT #8-32 SELF LOCKING	3
10	1477148	ROLLER - TRAY	2
11	1477097	AXLE - TRAY ROLLER	2
12	1707001	TRAY - 5/10 DIVISION (452)	1
	1717001	TRAY - 4/8 DIVISION (453)	
13	1577035	MOTOR & PCB ASSEMBLY (452)	10
		MOTOR & PCB ASSEMBLY (453)	8
14	3502097	BUSHING #OCB-500	1
15	1707003	WALL - TRAY (452)	9
		WALL - TRAY (453)	7
16	1707030	MOUNT - PRODUCT RETAINER	OPT.
17	1707035	RETAINER - PRODUCT ADJ. - BLACK	OPT.

# SnackVendor Model 452 - 453 Parts Manual

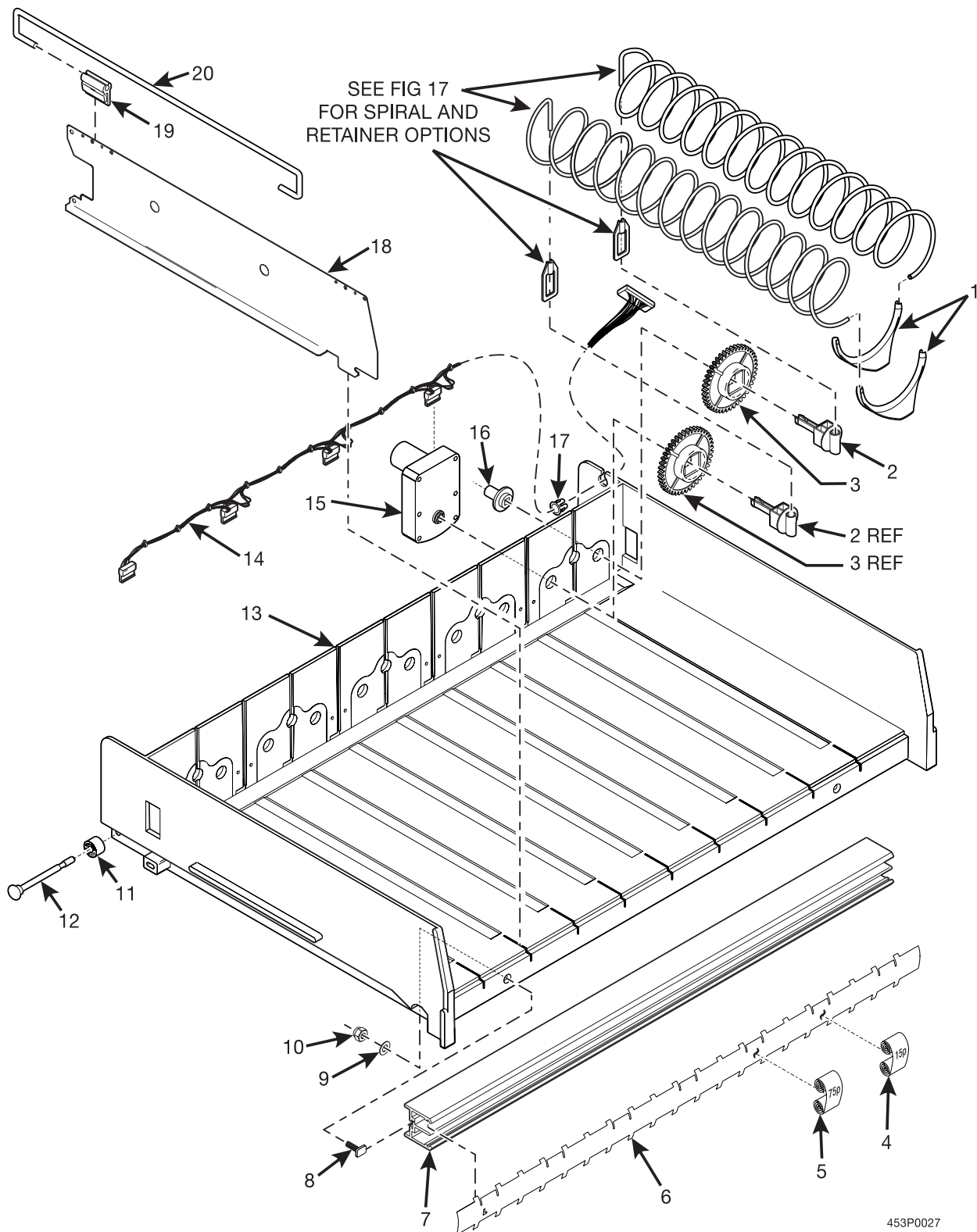


Figure 17. Snack Tray Assembly

# SnackVendor Model 452 - 453 Parts Manual

TABLE 17. SNACK TRAY ASSEMBLY

INDEX	PART NUMBER	DESCRIPTION	QTY
-	4527000	SNACK TRAY ASSEMBLY (452)	OPT.
	4537000	SNACK TRAY ASSEMBLY (453)	
1	1477074	PUSHER - PRODUCT	-
2	1477113	COUPLING - SPIRAL	-
3	1477020	GEAR - TRAY (452)	10
		GEAR - TRAY (453)	8
4	1472274	PRICE ROLL - UK - 1E/10E, 8P/35P	-
5	1472273	PRICE ROLL - UK - 1E/10E, 40P/95P	-
6	1477157	HOLDER - PRICE SELECTION (453)	1
	1487016	HOLDER - PRICE SELECTION (452)	
7	1477134	RAIL - PRICE & SELECTION (452)	1
	1487009	RAIL - PRICE & SELECTION (453)	
8	2222031	TEE BOLT - TRIM (452)	3
		TEE BOLT - TRIM (453)	2
9	5560113	WASHER - HOPPER RELEASE (452)	3
		WASHER - HOPPER RELEASE (453)	2
10	9900030	NUT #8-32 SELF LOCKING (452)	3
		NUT #8-32 SELF LOCKING (453)	2
11	1477148	ROLLER - TRAY	-
12	1477097	AXLE - TRAY ROLLER	-
13	1707001	TRAY - 5/10 DIVISION (452)	1
	1717001	TRAY - 4/8 DIVISION (453)	
14	1709012	HARNESS - 5 MOTOR TRAY - 28" (452)	1
	1709011	HARNESS - 4 MOTOR TRAY - 28" (453)	
15	1577035	MOTOR & PCB BOARD ASSEMBLY (452)	5
		MOTOR & PCB BOARD ASSEMBLY (453)	4
16	1477022	BEARING - COUPLER (452)	5
		BEARING - COUPLER (453)	4
17	3502097	BUSHING #OCB-500	1
18	1707003	WALL - TRAY (452)	4
		WALL - TRAY (453)	3
19	1707030	MOUNT - PRODUCT RETAINER	-
20	1707035	RETAINER - PRODUCT ADJ. - BLACK	-

# Notes

[illegible]

# SnackVendor Model 452 - 453 Parts Manual

TABLE 17 A. SPIRAL OPTIONS

SPIRAL & RETAINER ASSEMBLY	SPIRAL RETAINER COLOR	SPIRAL RETAINER NUMBER	SPIRAL PART NUMBER	SPIRAL DESCRIPTION	COUNT	LEFT HAND	RIGHT HAND
1707053	MAUVE	4407827	1707054	2.57" DIA.	5		
1707055	MAUVE	4407827	1707056	2.57" DIA.	5		
1707016	GRAY	1477155	1707017	2.57" DIA.	8		
1707018	GRAY	1477155	1707019	2.57" DIA.	8		
1707004	BLUE	1457061	1707005	2.57" DIA.	10		
1707006	BLUE	1457061	1707007	2.57" DIA.	10		
1707008	YELLOW	1457062	1707009	2.57" DIA.	12		
1707010	YELLOW	1457062	1707011	2.57" DIA.	12		
1707012	RED	1457063	1707013	2.57" DIA.	14		
1707014	RED	1457063	1707015	2.57" DIA.	14		
1707020	WHITE	1457064	1707021	2.57" DIA.	18		
1707022	WHITE	1457064	1707023	2.57" DIA.	18		

# SnackVendor Model 452 - 453 Parts Manual

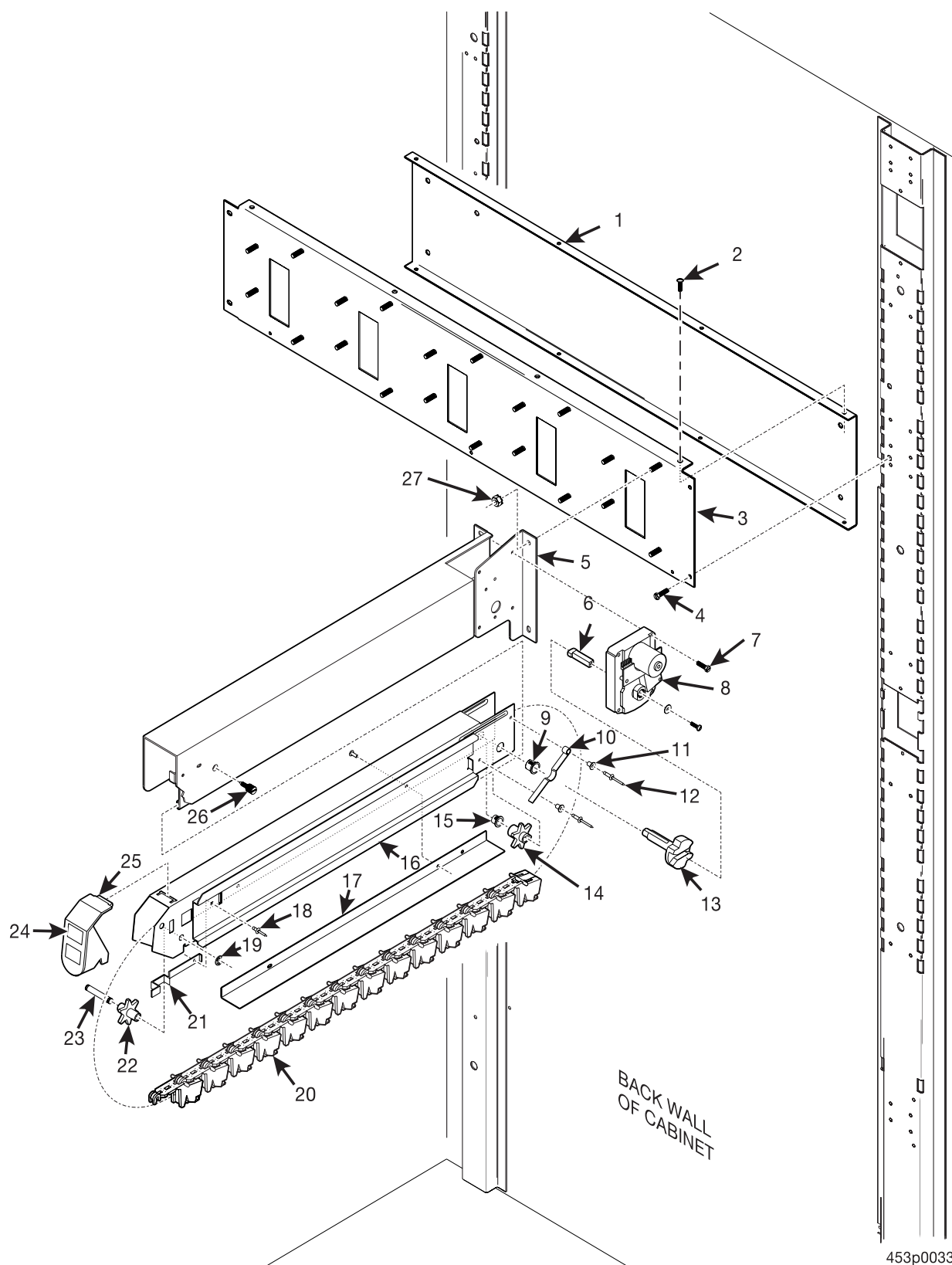


Figure 18. Wedge Assembly

# SnackVendor Model 452 - 453 Parts Manual

TABLE 18. WEDGE ASSEMBLY

INDEX	PART NUMBER	DESCRIPTION	QTY
-	-	WEDGE - 5 SELECT (452)	-
	-	WEDGE - 4 SELECT (453)	
-	4527032	CHANNEL ASSEMBLY (INCLUDES INDEX NUMBERS 1 - 3)	1
1	4527026	CHANNEL - STIFFENER (452)	1
	4537001	CHANNEL - STIFFENER (453)	
2	1452312	SCREW - #10-32 X .31 THS T/F BLK	4
3	4527025	CHANNEL - MOUNTING (452)	1
	4537003	CHANNEL - MOUNTING (453)	
4	1141046	SCREW - #10-32 X 3/8 ACORN HEX W/HD	4
-	4527036	ARM ASSEMBLY (INCLUDES INDEX NUMBERS 5 - 8) (452)	5
		ARM ASSEMBLY (INCLUDES INDEX NUMBERS 5 - 8) (453)	4
5	4527019	WELD ASSEMBLY - ARM (452)	5
		WELD ASSEMBLY - ARM (453)	4
6	4527038	DRIVE MOTOR (452)	5
		DRIVE MOTOR (453)	4
7	1457027	SCREW - #8-32 X .81 HEX HD. - T/F (452)	20
		SCREW - #8-32 X .81 HEX HD. - T/F (453)	16
8	1477114	MOTOR & PCB ASSEMBLY (452)	5
		MOTOR & PCB ASSEMBLY (453)	4
-	4527031	RACK MODULE ASSEMBLY (INCLUDES INDEX NUMBERS 9 - 23) (452)	5
		RACK MODULE ASSEMBLY (INCLUDES INDEX NUMBERS 9 - 23) (453)	4
9	4527005	BUSHING (452)	5
		BUSHING (453)	4
10	4527004	SPACER - DETENT SPRING (452)	10
		SPACER - DETENT SPRING (453)	8
11	3502078	RIVET - POP .125 DIA. X .265 (452)	15
		RIVET - POP .125 DIA. X .265 (453)	12
12	4527007	SHAFT - REAR SPROCKET (452)	5
		SHAFT - REAR SPROCKET (453)	4
13	4527003	SPRING - DETENT (452)	5
		SPRING - DETENT (453)	4
14	4527008	SPROCKET - REAR (452)	5
		SPROCKET - REAR (453)	4
15	4527006	BUSHING - BEARING (452)	5
		BUSHING - BEARING (453)	4
16	4527027	CHAIN GUIDE (452)	5
		CHAIN GUIDE (453)	4

# SnackVendor Model 452 - 453 Parts Manual

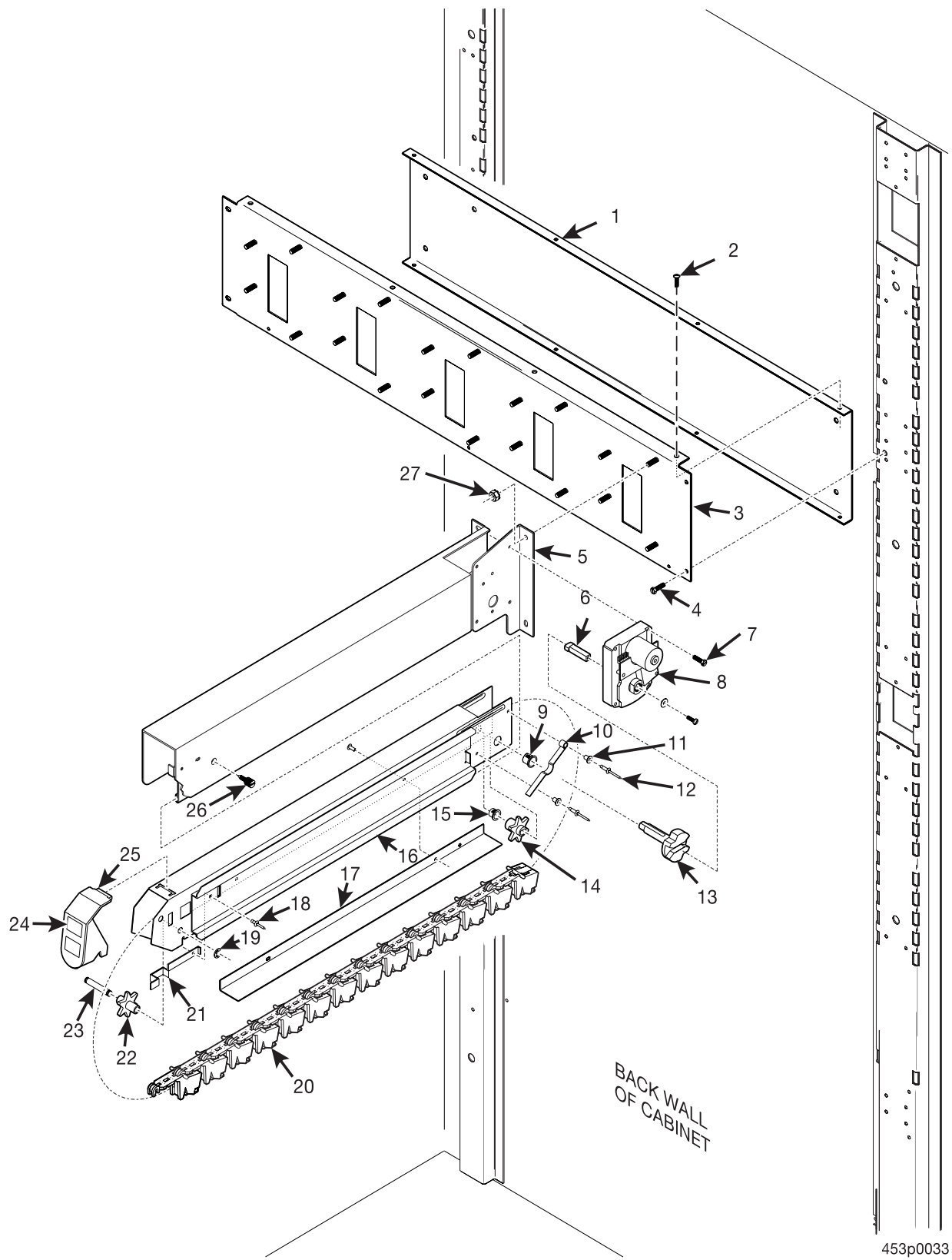


Figure 18. Wedge Assembly (Continued)



# SnackVendor Model 452 - 453 Parts Manual

TABLE 18. WEDGE ASSEMBLY (CONTINUED)

INDEX	PART NUMBER	DESCRIPTION	QTY
17	4527016	WELD ASSEMBLY - RACK MODULE (452)	5
		WELD ASSEMBLY - RACK MODULE (453)	4
18	4527015	POP RIVET (452)	10
		POP RIVET (453)	8
19	9900425	RETAINING RING REINF. E TYPE (452)	10
		RETAINING RING REINF. E TYPE (453)	8
20	4527002	LOCK - SPRING (452)	5
		LOCK - SPRING (453)	4
21	4527011	CHAIN ASSEMBLY (452)	5
		CHAIN ASSEMBLY (453)	4
22	4527010	SPROCKET - FRONT (452)	5
		SPROCKET - FRONT (453)	4
23	4527009	SHAFT - FRONT SPROCKET (452)	5
		SHAFT - FRONT SPROCKET (453)	4
24	4520013	DECAL - SELECTION NUMBER	1
25	4527012	TAB & STRIPPER ASSEMBLY (452)	5
		TAB & STRIPPER ASSEMBLY (453)	4
26	2206028	THUMBSCREW - SIDEWALL (452)	5
		THUMBSCREW - SIDEWALL (453)	4
27	9900164	NUT #10-32 KEPS ZINC PLATE (452)	20
		NUT #10-32 KEPS ZINC PLATE (453)	16

# SnackVendor Model 452 - 453 Parts Manual

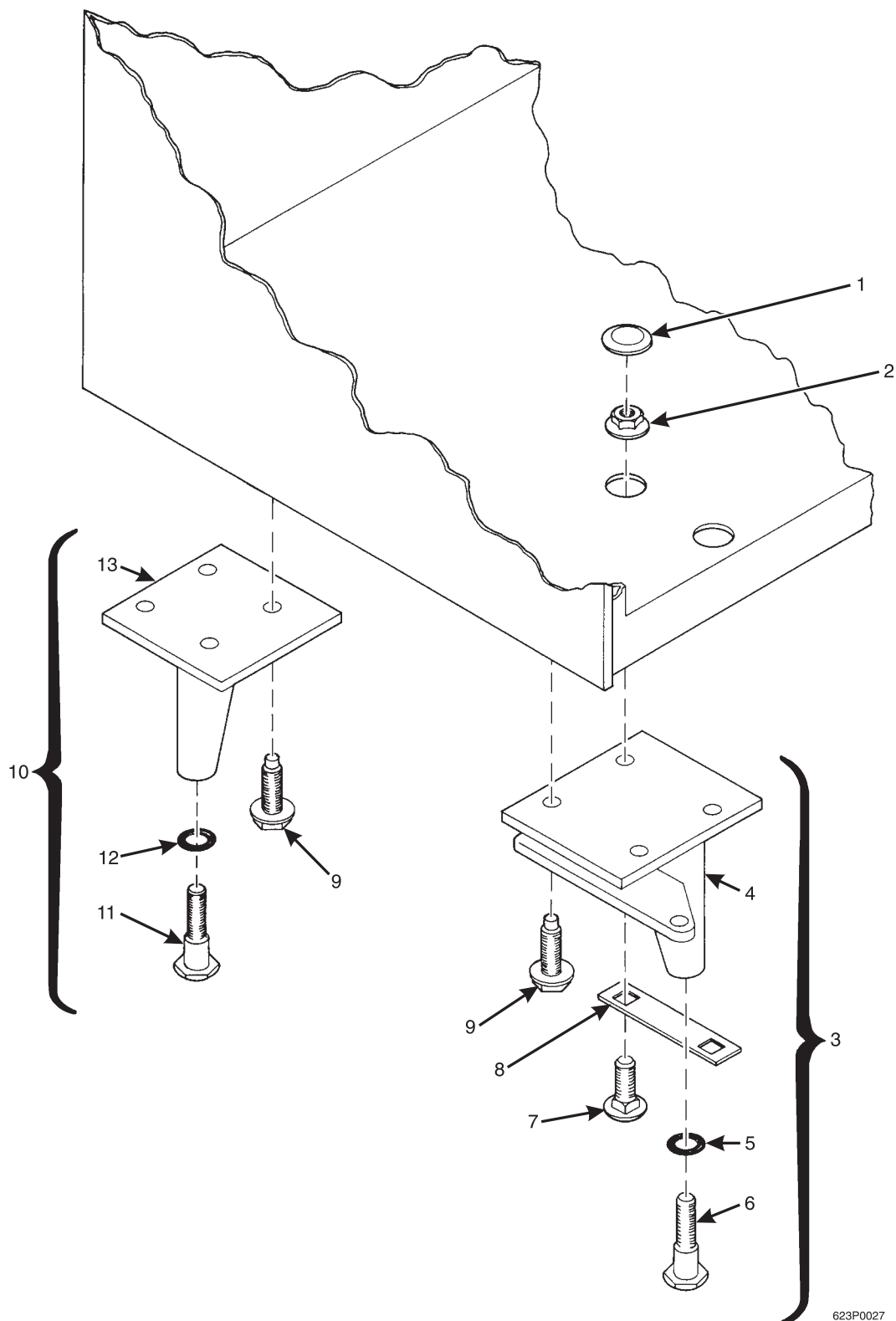


Figure 19. Leg, Leveler, and Leg and Hinge Assemblies

# SnackVendor Model 452 - 453 Parts Manual

TABLE 19. LEG, LEVELER, AND LEG AND HINGE ASSEMBLIES

INDEX	PART NUMBER	DESCRIPTION	QTY.
1	6231034	PLUG - HOLE	2
2	1172021	NUT - 1/4-20 WHIZ - LOCK	2
3	6231163	LEG, HINGE & LEVELER ASEMBLY	1
4	1571115	LEG & HINGE ASSEMBLY - WELD	1
5	1471283	"O" RIN - .49 ID X .10 DIAMETER	1
6	1471098	LEVELER - CABINET	1
7	1211112	TRAY BOLT	2
8	6231203	PLATE - HINGE LEG BOLT	1
9	9900218	SCREW - 5/16 X 1 W/LOCKING RING	14
10	1471237	LEG & LEVELER ASSEMBLY - CABINET	3
11	1471098	LEVELER - CABINET	1
12	1471283	"O" RING - .49 ID X .10 DIA	1
13	1571103	LEG ASSEMBLY - CABINET - WELD	1

# SnackVendor Model 452 - 453 Parts Manual



Figure 20. Monetary Panel Assembly (Part 1 of 2)

# SnackVendor Model 452 - 453 Parts Manual

TABLE 20. MONETARY PANEL ASSEMBLY (PART 1 OF 2)

INDEX	PART NUMBER	DESCRIPTION	QTY.
1	1575068	PANEL WELD ASSEMBLY - MONETARY	1
2	9989594	SWITCH - PUSH/PULL - PANEL MOUNTED	1
3	1590036	LABEL - INSTR. - DATA PRICE - PAYOUT ENGLISH USA	1
4	1575013	INSERT - INSTR - COINS ONLY ENGLISH	1
5	1595014	LENS - DISPLAY - GPL	1
6	4525008	FACEPLATE ASSEMBLY - POLYVEND (SEE FIGURE 22)	1
	4525009	FACEPLATE ASSEMBLY - PROVEND (SEE FIGURE 22)	
7	1472223	COIN INSERT	1
8	4525006	INSERT - COIN - 1P/ 1 PND - POLYVEND	1
	1725001	INSERT - INST - COIN 1/5/20/50	
	4525007	INSERT - COINS - 1P/1POUND - POLYVEND	
9	2302053	SPACER CUP	-
10	1437204	SCREW - #8-10 X .38 HEX HD. TF	-

# SnackVendor Model 452 - 453 Parts Manual

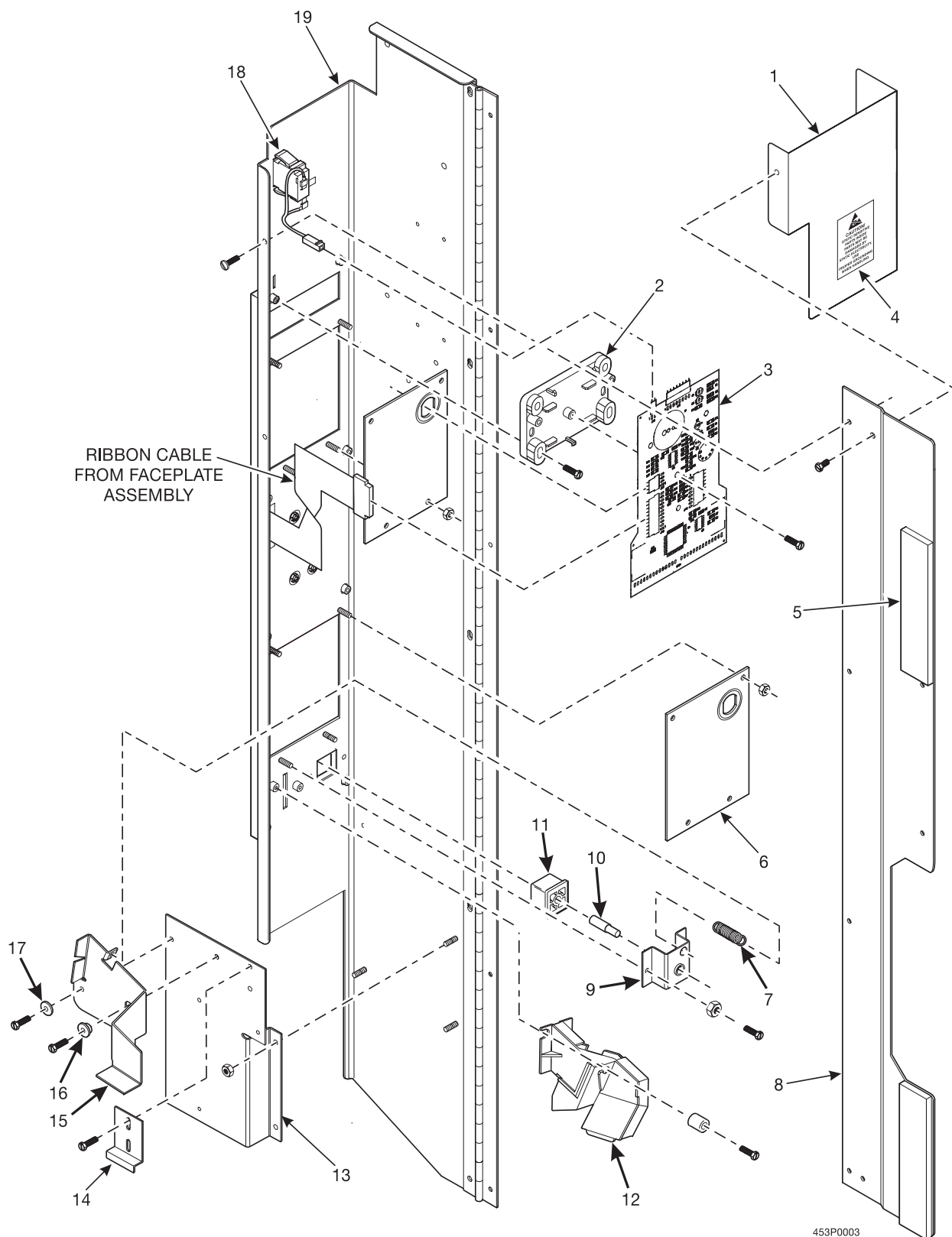


Figure 21. Monetary Panel Assembly (Part 2 of 2)

# SnackVendor Model 452 - 453 Parts Manual

TABLE 21. MONETARY PANEL ASSEMBLY (PART 2 OF 2)

INDEX	PART NUMBER	DESCRIPTION	QTY.
1	1575029	COVER - DISPLAY	-
2	1475099	BRACKET - PCB DISPLAY	-
3	9989685	PCB ASSEMBLY - DISPLAY	-
4	1571154	LABEL - CAUTION - STATIC/ELECT.	1
5	3122056	MAGNET RETAINER - COIN CHANGER	1
6	1575048	PLATE - INSERT BACKING	OPT.
7	1127808	SPRING - SHELF - RESET	1
8	1575057	PLATE - MAGNET MOUNTING	1
9	1571079	BRACKET - COIN RETURN BUTTON	1
10	1475072	SHAFT - RETURN BUTTON	1
11	1475026	BUTTON - COIN RETURN	1
12	1575003	COIN CHUTE ASSEMBLY	1
13	1571078	BRACKET - COIN MECHANISM	OPT.
14	6231037	CLAMP - CABLE	1
15	1571113	ARM - SCAVENGER	1
16	2228011	SPACER RELEASE ARM	1
17	2204093	WASHER SCAVENGER BAR	2
18	9989594	SWITCH - PUSH/PULL - PANEL MOUNTED	1
19	1575068	PANEL - WELD ASSEMBLY - MONETARY	1

# SnackVendor Model 452 - 453 Parts Manual

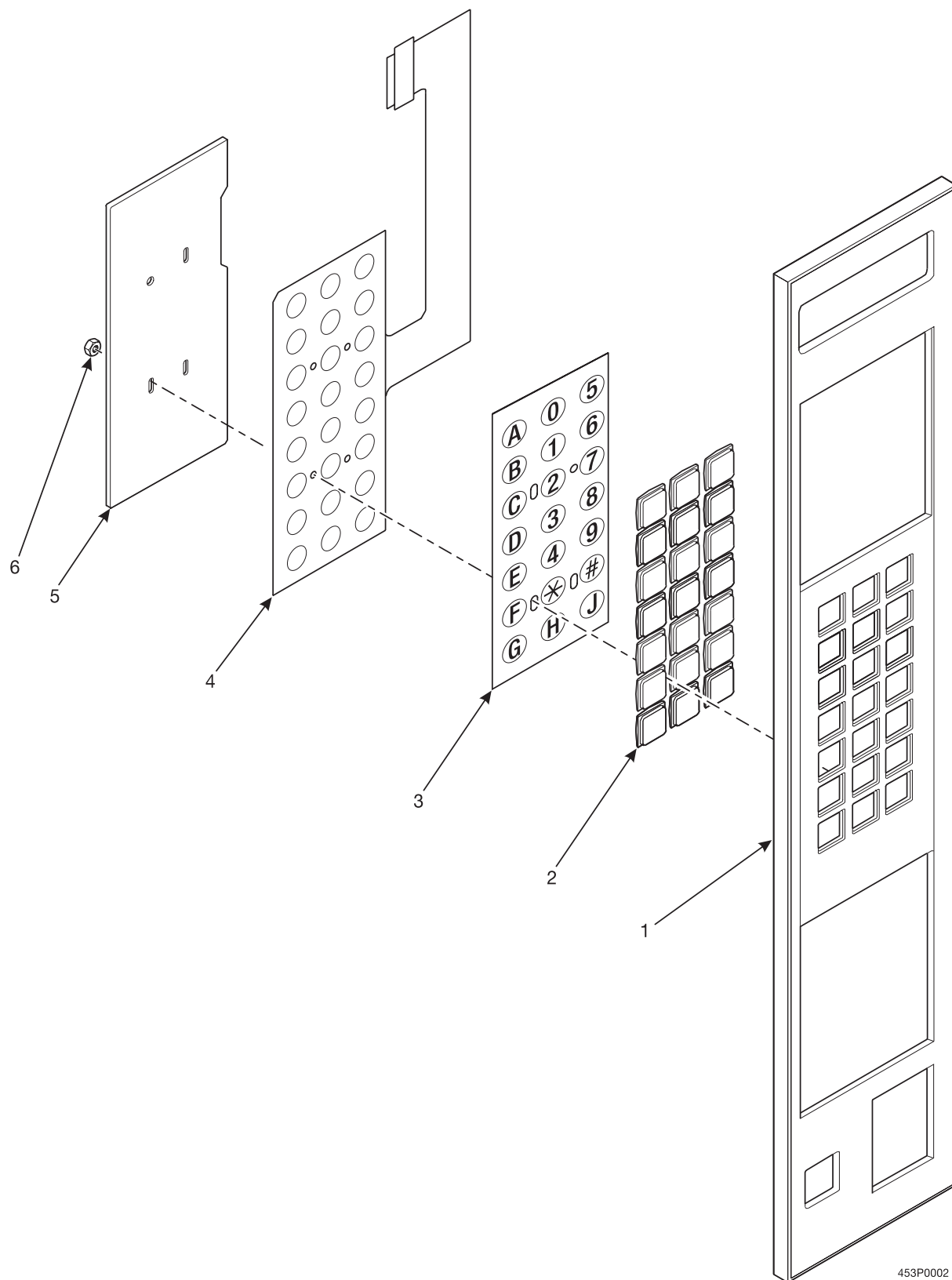


Figure 22. Face Plate Assembly

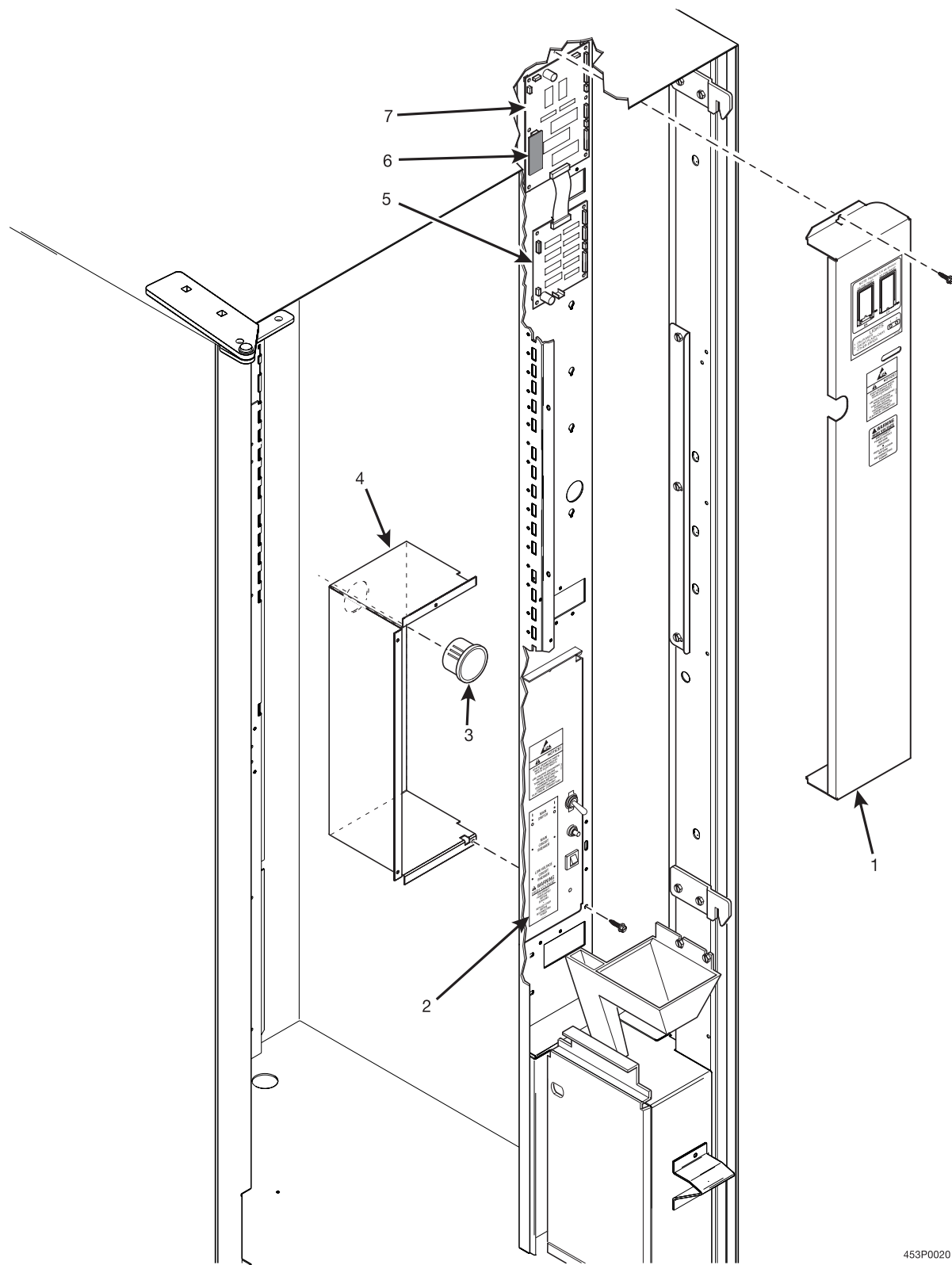


# SnackVendor Model 452 - 453 Parts Manual

TABLE 22. FACE PLATE ASSEMBLY

INDEX	PART NUMBER	DESCRIPTION	QTY.
-	4525003	FACEPLATE ASSEMBLY - POLYVEND	1
	4525005	FACEPLATE - PROVEND	
1	4525002	FACEPLATE - MONETARY PANEL - POLYVEND	1
2	1472251	LENS - PUSH BUTTON	21
3	1595002	LETTER SHEET - SELECTION SWITCH	1
	4525004	LETTER SHEET - PROVEND - YELLOW	
4	9984630	MEMBRANE SWITCH ASSEMBLY - SELECT	1
5	1575009	PLATE - SELECT SWITCH - BACKUP	1
6	1475089	1/8" NUT - SELF-THREADING	4

# SnackVendor Model 452 - 453 Parts Manual



453P0020

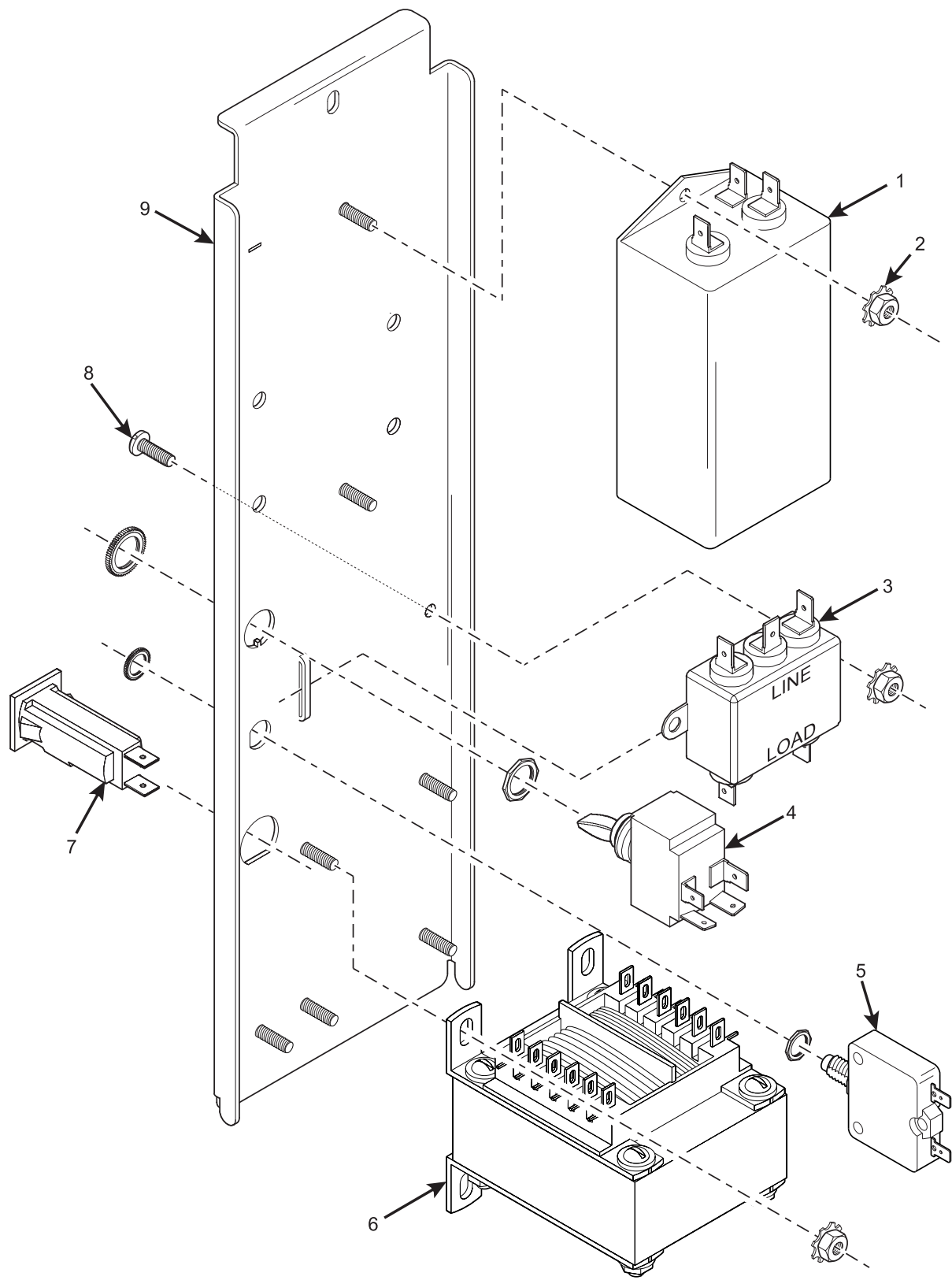
Figure 23. Controller Interface PCB and Power Panel Housing

# SnackVendor Model 452 - 453 Parts Manual

TABLE 23. CONTROLLER INTERFACE PCB AND POWER PANEL HOUSING

INDEX	PART NUMBER	DESCRIPTION	QTY.
1	1571112	COVER - CONT./ INTERFACE PCB	1
2	4521020	POWER PANEL ASSEMBLY - 230 V - U.K. (SEE FIGURE 24)	
3	6106021	BUSHING #SB1500-21	1
4	1571193	HOUSING - POWER PANEL	1
5	1576008	PCB ASSEMBLY - SNACK INTERFACE	1
6	9989687	PCB ASSEMBLY - EXECUTIVE INTERFACE	1
7	1606005	MAIN CONTROLLER PCB WITH EPROM (INCLUDES THE FOLLOWING TWO ITEMS)	1
-	9989755	PCB ASSEMBLY - MAIN CONTROLLER	1
-	1606003	IC ASSEMBLY - VERSION 160.03	1

# SnackVendor Model 452 - 453 Parts Manual



453P0005

Figure 24. Power Panel

# SnackVendor Model 452 - 453 Parts Manual

TABLE 24. POWER PANEL

INDEX	PART NUMBER	DESCRIPTION	QTY.
1	9989110	FILTER - POWER LINE - EMI	1
2	9900081	NUT #8-32 KEPS ZINC PLATE	8
3	9989100	INTERFERENCE FILTER	1
4	9984629	SWITCH - TOGGLE - DPST - 20 AMP	1
5	9989672	BREAKER - 15 AMP	1
6	9989046	24 V TRANSFORMER - DUAL PIR. - .187 TERM.	1
7	9989674	CIRCUIT BREAKER - 4 AMP	1
8	1211110	8-32 X 1/4 RHS MACH SCR ZP	8
9	1701025	PLATE - HOUSING - PANEL	1
-	4311118	LABEL - POWER CONTROL PANEL - 220V - U.K. (NOT SHOWN)	1
-	1571100	LABEL - SWITCH - LINE/NEUTRAL (NOT SHOWN)	1

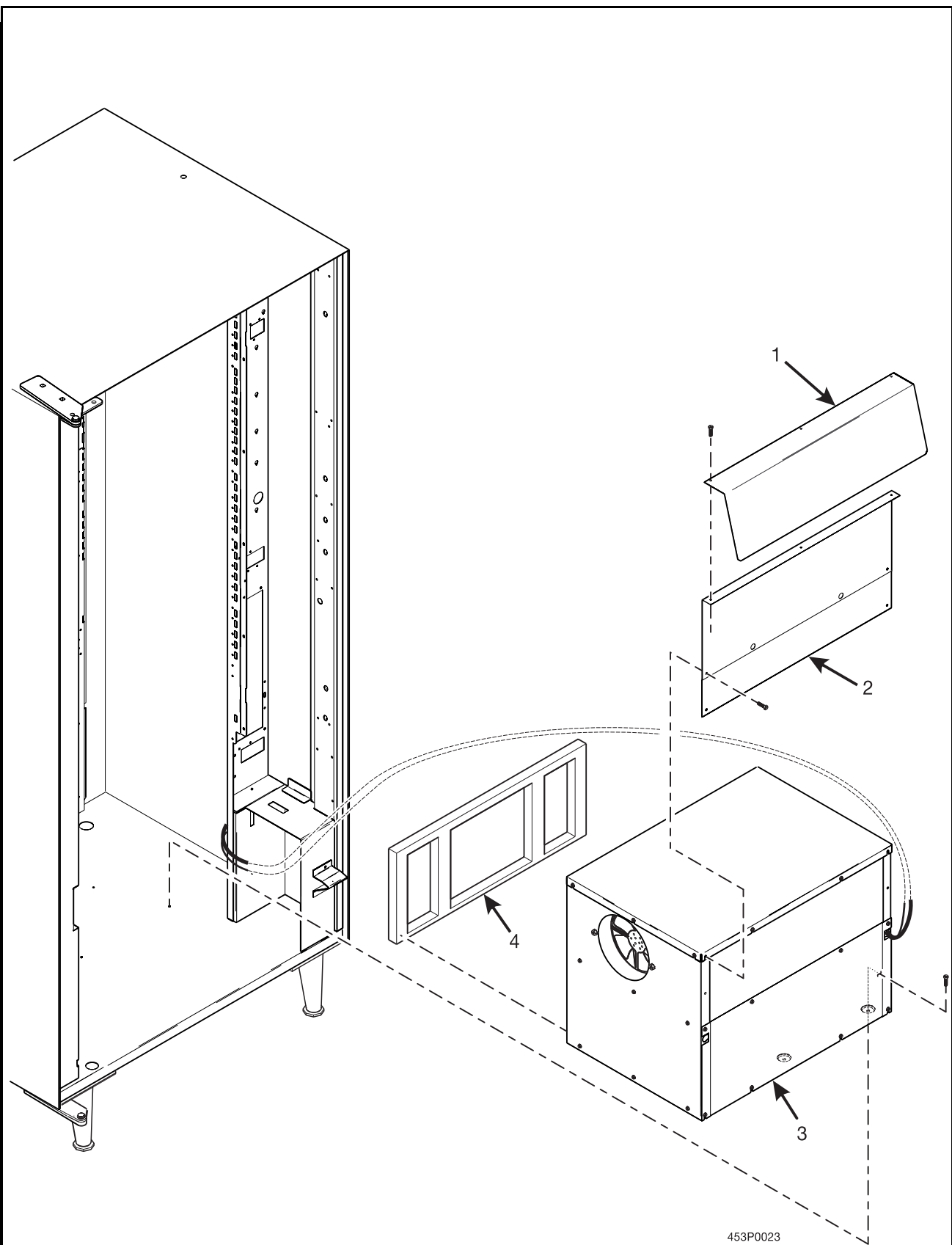


Figure 25. Refrigeration Module (Part 1 of 2)

# SnackVendor Model 452 - 453 Parts Manual

TABLE 25. REFRIGERATION MODULE (PART 1 OF 2)

INDEX	PART NUMBER	DESCRIPTION	
1	4534038	BAFFLE - FILLER - TOP (USED IN 5 TRAY OPTION ONLY)	1
2	4534037	BAFFLE - FILLER - BOTTOM (USED IN 5 TRAY OPTION ONLY)	1
3	4534000	REFRIGERATION MODULE - 230 V - R134A (SEE PART 2)	1
4	4521017	GASKET - CAB./REFR. MODULE	1

# SnackVendor Model 452 - 453 Parts Manual

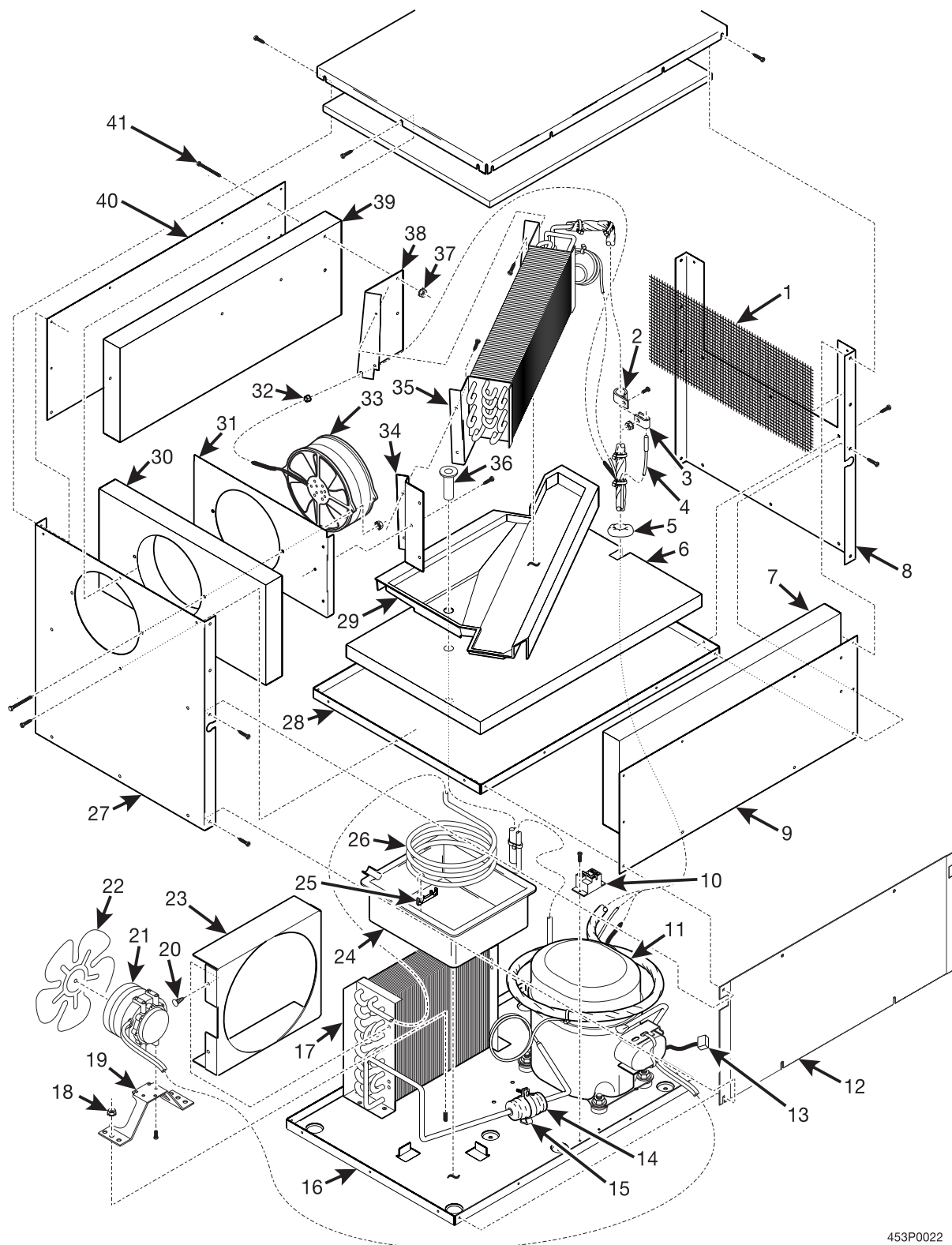


Figure 26. Refrigeration Module (Part 2 of 2)



# SnackVendor Model 452 - 453 Parts Manual

TABLE 26. REFRIGERATION MODULE (PART 2 OF 2)

INDEX	PART NUMBER	DESCRIPTION	QTY.
-	4534000	REFRIGERATION MODULE - 230 V - R134A	-
1	4534036	SCREEN - EVAPORATOR INLET	1
2	4732024	RETAINER - HARNESS	-
3	1211161	CABLE CLAMP - RICHCO #N4	1
4	4119013	PROBE - TEMPERATURE SENSOR	1
5	4534039	ADHESIVE - PLEXIMENT #1	-
6	4534009	FOAM - BOTTOM	1
7	4534010	FOAM - SIDE - FRONT	1
8	4534002	SIDE - AIR - RETURN	1
9	4534014	PANEL - EVAPORATOR - FRONT	1
10	9989677	RELAY - SPDT 24 VDC PANEL MOUNT	1
11	4614137	COMPRESSOR - 220 V R134A	1
12	4534005	PANEL - ACCESS	1
13	4529001	HARNESS - COMPRESSOR WITH RELAY	1
14	4304194	DRIER - SPORLAN #C-032S 1/4 SWEAT	1
15	4304195	HANGER - DRIER	1
16	4534021	BASE & STUD ASSEMBLY	1
17	3634002	CONDENSER	1
18	1211105	1/4-20 KEPS NUT EXT LW ZP	7
19	4774009	FAN - EVAPORATOR	1
20	4043082	CLIP - SPEED-DART STYLE	4
21	4774122	MOTOR - CONDENSER FAN - 230 V	1
22	4774027	BLADE - CONDENSER FAN	1
23	4774111	SHROUD - CONDENSER FAN	1
24	4644029	PAN - CONDENSATE	1
25	4304076	SPACER - COMPRESSOR DISCHARGE TUBE	1
26	4534023	TUBE - DISCHARGE LINE	1
27	4534003	SIDE - FAN - END	1
28	4534014	BASE - EVAPORATOR - SECTION	1
29	4534012	PAN - CONDENSATE - EVAPORATOR	1
30	4534017	FOAM - END	1
31	4534008	PANEL - FAN MOUNT	1
32	4534017	BUSHING #OCB-500	1
33	3502097	FAN - EVAPORATOR - AXIAL - FOREIGN	1
34	4314054	BRACKET - EVAP - FFAN - END	1
35	4534007	EVAP & TUBE ASSEMBLY	1
36	3128063	DRAIN - WATER BATH	1
37	9900081	NUT - #8-32 KEPS ZINC PLATE	3
38	4534006	BRACKET - EVAP - CONNECTION - END	1
39	4534028	FOAM - SIDE - REAR	1
40	4534013	PANEL - EVAPORATOR - REAR	1
41	4534029	SCREW - #8-32 X 2.25 HEX MACH	1

# SnackVendor Model 452 - 453 Parts Manual

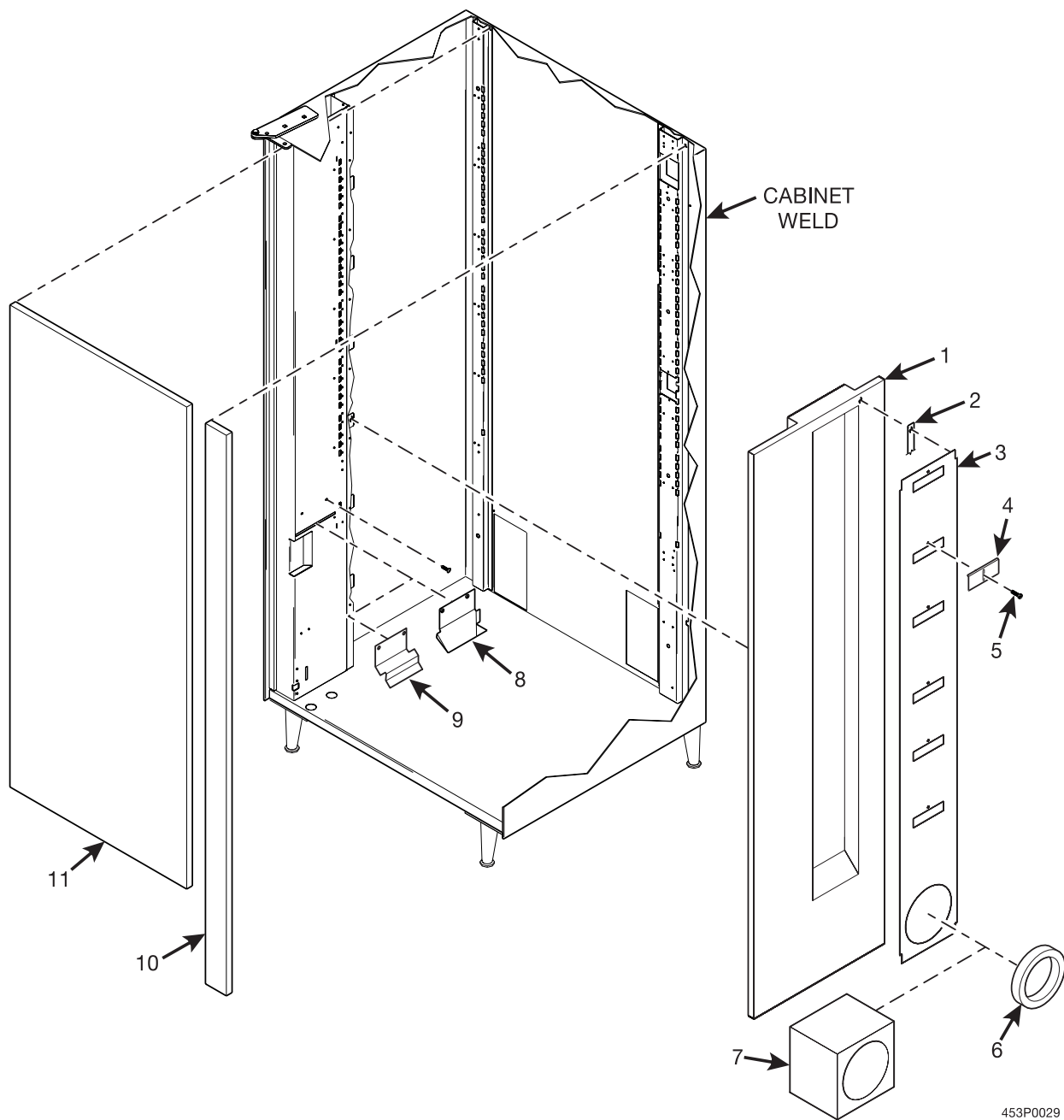


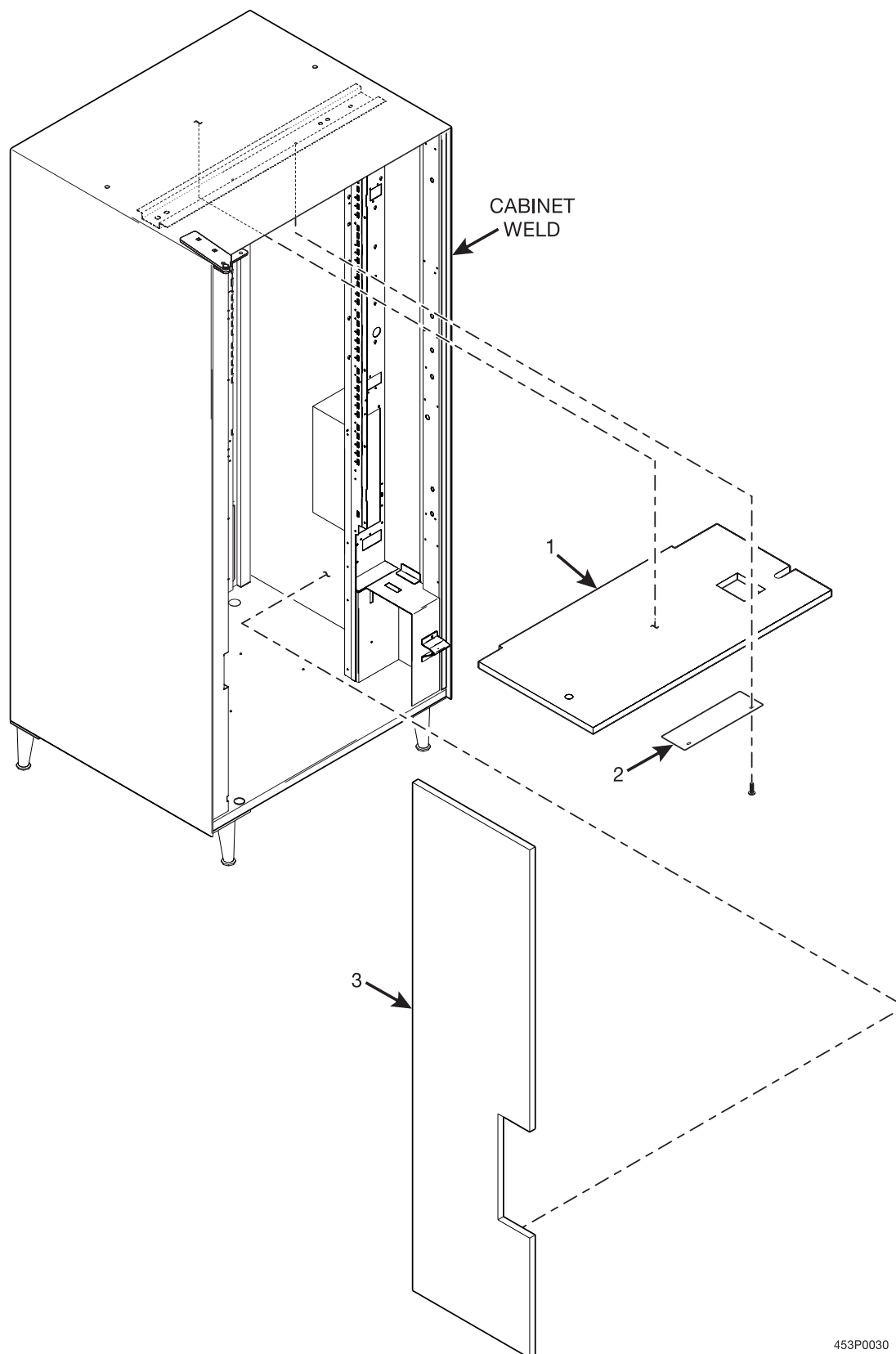
Figure 27. Cabinet Insulation (Part 1 of 2)

# SnackVendor Model 452 - 453 Parts Manual

TABLE 27. CABINET INSULATION (PART 1 OF 2)

INDEX	PART NUMBER	DESCRIPTION	QTY.
1	4521037	INSULATION - DUCT L.H. SIDE - BLK	1
2	4640040	TAPE - FOAM - DOUBLE COATED	2
3	9521012	COVER - AIR DUCT	1
4	4611007	SHUTTER - AIR DUCT	6
5	1451097	SCREW - #8-32 X .31 HEX HD. TF. - BLK	6
6	4614126	GASKET - AIR DUCT	1
7	4521024	INSULATION - EXTENSION - BLACK (452)	1
8	1581039	DEFLECTOR ASSEMBLY - SMALL SNACK (453)	1
9	1571123	DEFLECTOR - LARGE SNACK (452 ONLY)	1
10	4521014	INSULATION - RIGHT SIDEPiece - BLACK	1
11	4641058	INSULATION - CABINET BLACK - 38" - BLACK (452)	1
	4641068	INSULATION - CABINET BLACK - 32" - BLACK (453)	

# SnackVendor Model 452 - 453 Parts Manual



453P0030

Figure 28. Cabinet Insulation (Part 2 of 2)

# SnackVendor Model 452 - 453 Parts Manual

TABLE 28. CABINET INSULATION (PART 2 OF 2)

INDEX	PART NUMBER	DESCRIPTION	QTY.
1	4521016	INSULATION - CABINET TOP 38" - BLACK (452 WITHOUT WEDGE)	1
	4521029	INSULATION - CABINET TOP 38" - BLACK (452 WITH WEDGE)	
	4531003	INSULATION - CABINET TOP 32" - BLACK (453 WITHOUT WEDGE)	
	4531028	INSULATION - CABINET TOP 32" - BLACK (453 WITH WEDGE)	
2	4621003	RETAINER - TOP INSULATION	1
3	4521013	INSULATION - RIGHT SIDE - BLACK	1

# SnackVendor Model 452 - 453 Parts Manual

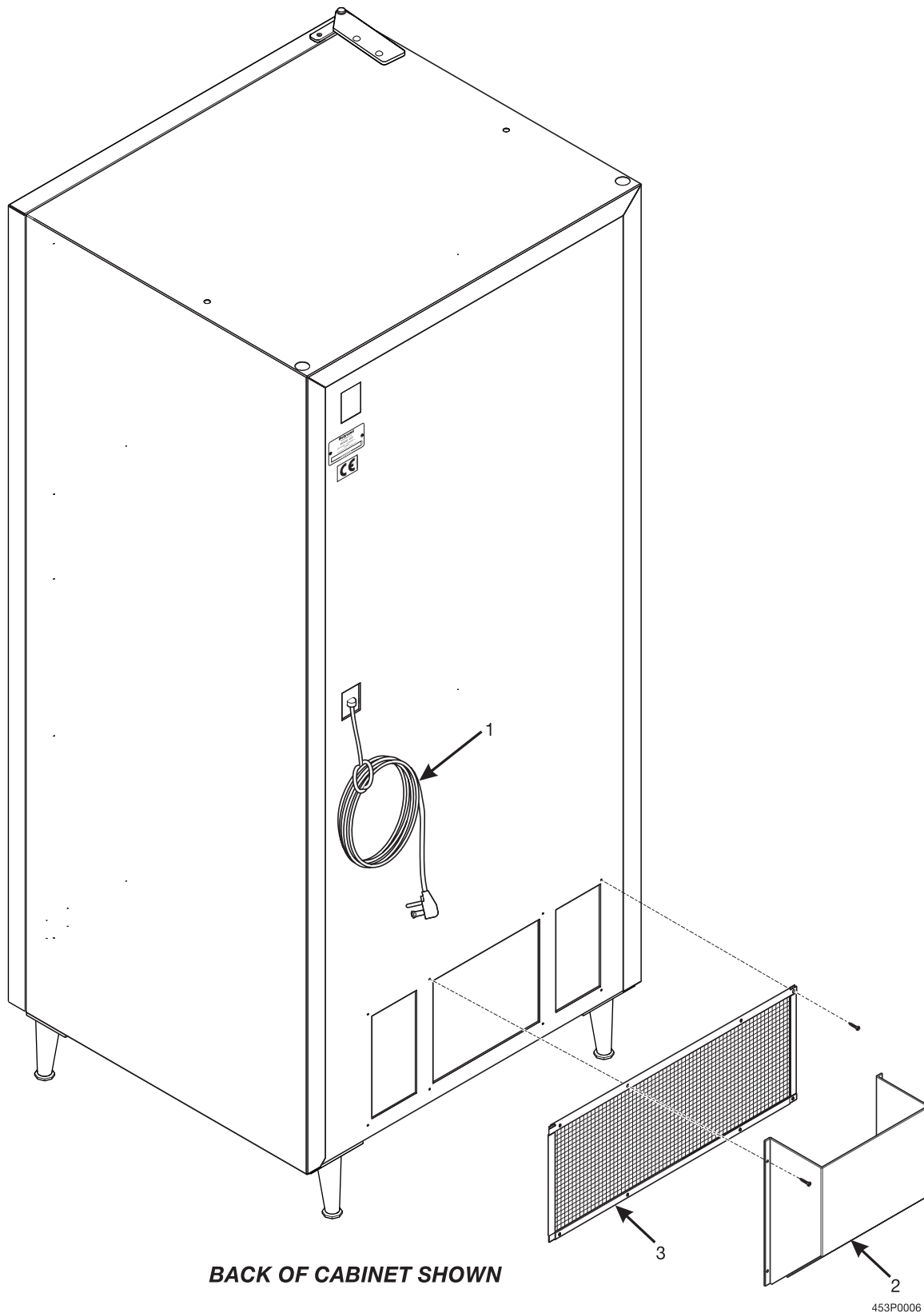


Figure 29. Cabinet Back Miscellaneous

# SnackVendor Model 452 - 453 Parts Manual

TABLE 29. CABINET BACK MISCELLANEOUS

INDEX	PART NUMBER	DESCRIPTION	QTY.
1	9989476	POWER CORD - W/BSI PLUG	1
2	4521018	DUCT - CONDENSER OUTLET	1
3	4521021	SCREEN ASSEMBLY - VENT	1

# SnackVendor Model 452 - 453 Parts Manual

TABLE 30. ACCESSORIES (BASE PLATE ASSEMBLY)

INDEX	PART NUMBER	DESCRIPTION	QTY.
-	-	BASE PLATE ASSEMBLY	-
1	1411194	SLIDE - BASE PLATE R.H.	1
2	9900098	COTTER PIN 3/32 X 3/4 IN.	2
3	1581023	BASE PLATE ASSEMBLY (453)	1
	2271408	BASE PLATE ASSEMBLY - HAIRCELL BLACK (452)	
	1571210	BASE PLATE ASSEMBLY - NU WHITE (452)	
	1571211	BASE PLATE ASSEMBLY - LT BLUE (452)	
	1571212	BASE PLATE ASSEMBLY - LT GREY (452)	
	1571213	BASE PLATE ASSEMBLY - PROVEND GRAY (452)	
	1581071	BASE PLATE ASSEMBLY - NU WHITE (453)	
	1581072	BASE PLATE ASSEMBLY - PROVEND - LT BLUE (453)	
	1581073	BASE PLATE ASSEMBLY - GRANADA - LIGHT GRAY (453)	
	1581074	BASE PLATE ASSEMBLY - PROVEND GRAY (453)	
4	1411195	SLIDE - BASE PLATE L.H.	1
5	6231087	BRACKET - BASE PLATE	2

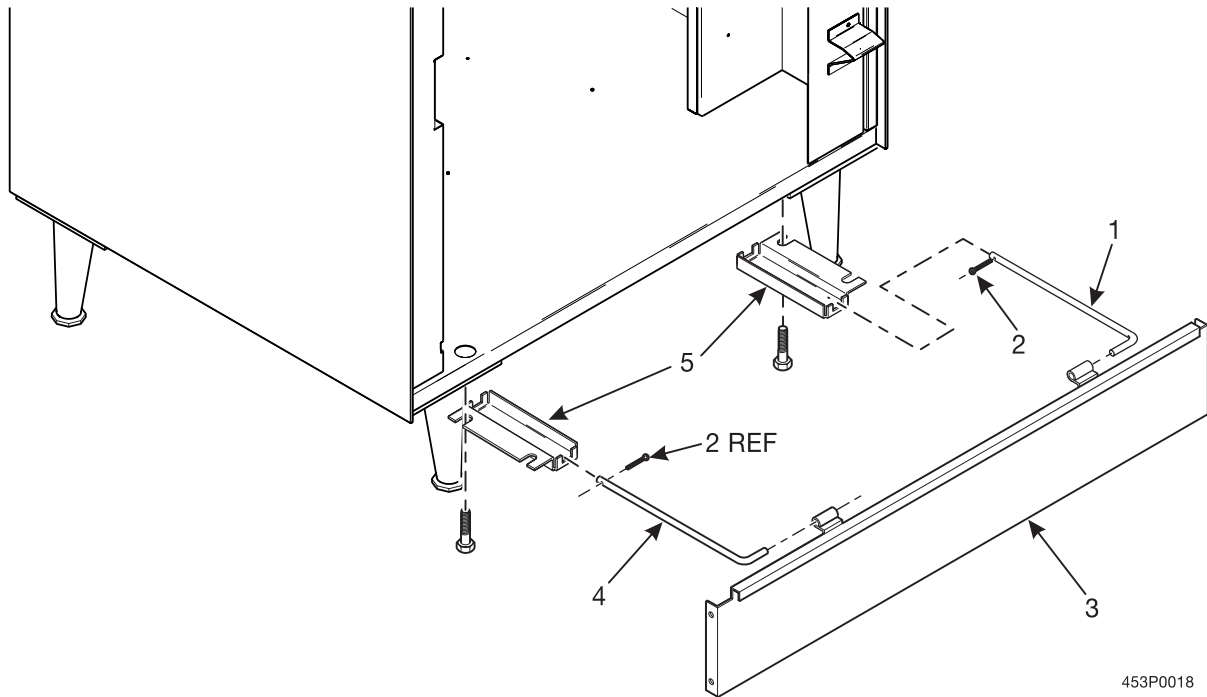


Figure 30. Accessories (Base Plate Assembly)



# SnackVendor Model 452 - 453 Parts Manual

TABLE 31. ACCESSORIES (DOOR LOCK GUARD)

INDEX	PART NUMBER	DESCRIPTION	QTY.
-	-	DOOR LOCK GUARD	-
1	2222031	TEE BOLT - TRIM	4
2	1572186	GUARD - LOCK - COMMON	1
3	9900081	NUT - #8-32 KEPS ZINC PLATE	4

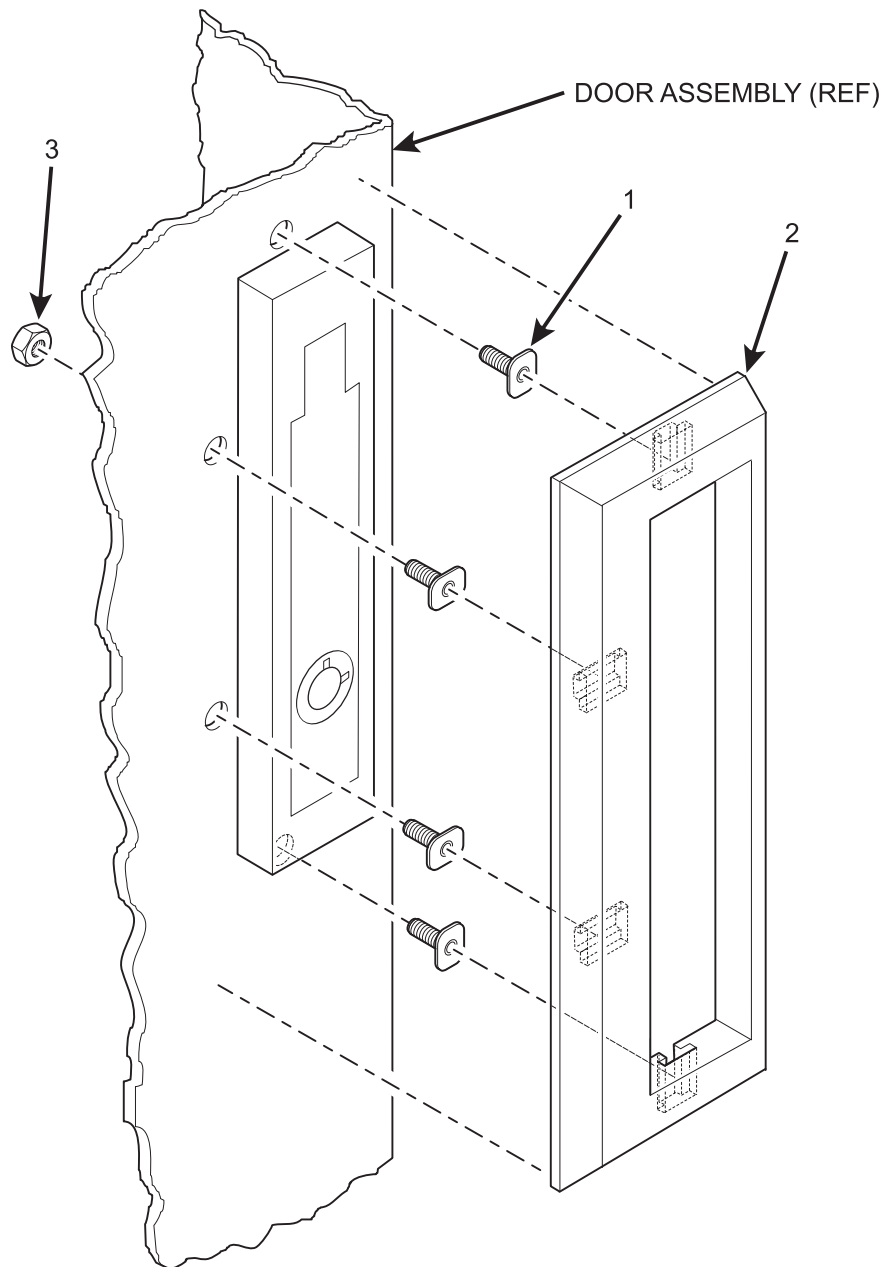


Figure 31. Accessories (Door Lock Guard)

# SnackVendor Model 452 - 453 Parts Manual

TABLE 32. ACCESSORIES (MONEY BOX LOCK)

INDEX	PART NUMBER	DESCRIPTION	QTY.
-	-	MONEY BOX LOCK	-
1	4521035	KEY - MSU - 48, #352-48	1
2	824521042	BARREL & TUMBLER ASSEMBLY	1
3	2222604	WASHER - LOCK BARREL - #2693	1
4	1571024	MONEY BOX ASSEMBLY	REF.
5	2222603	NUT - LOCK RETAINING	1
6	4521043	CAM	1

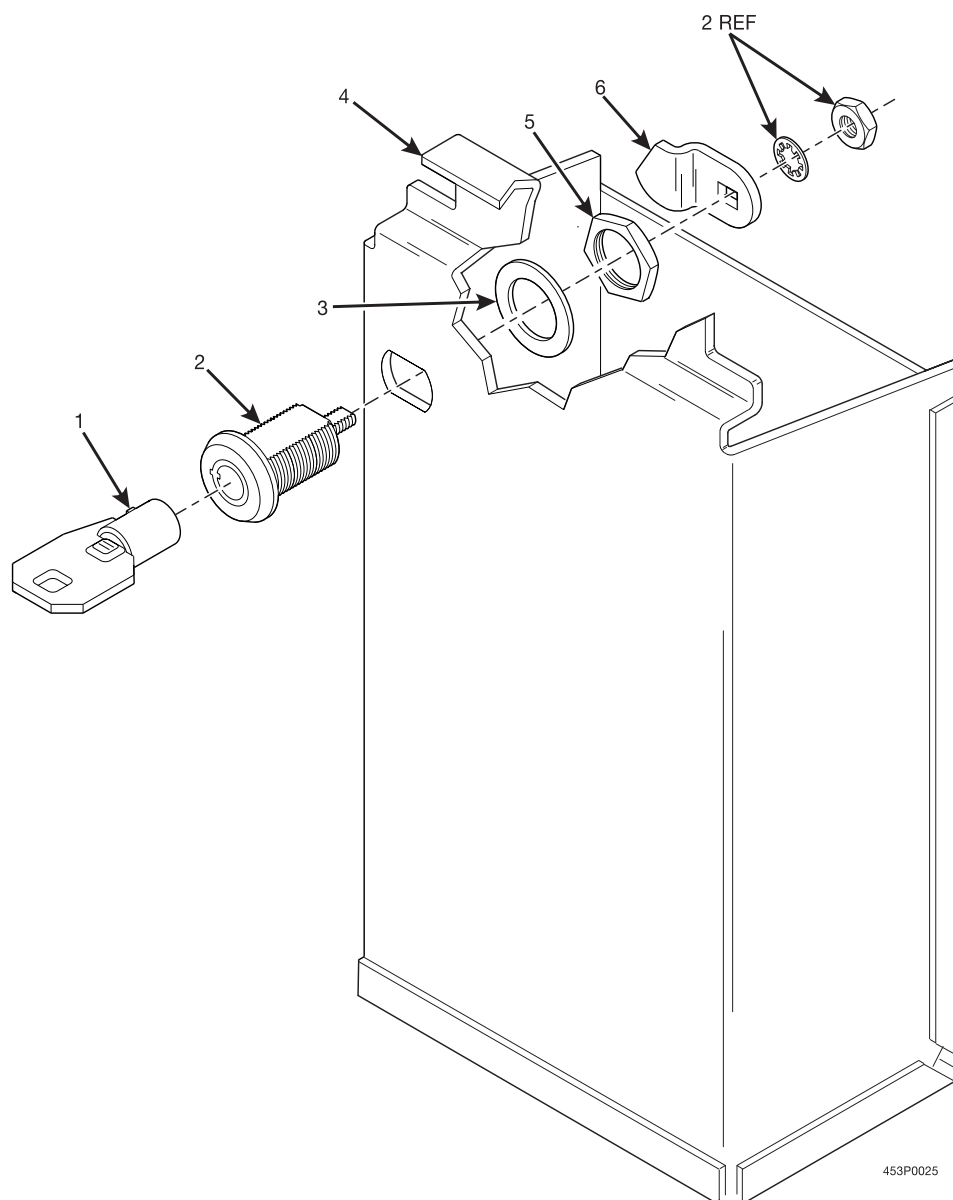


Figure 32. Accessories (Money Box Lock)

# SnackVendor Model 452 - 453 Parts Manual

TABLE 33. ACCESSORIES (DELIVERY PAN PAD)

INDEX	PART NUMBER	DESCRIPTION	QTY.
-	-	DELIVERY PAN PAD ACCESSORY	-
1	4742408	DELIVERY PAN PAD	1

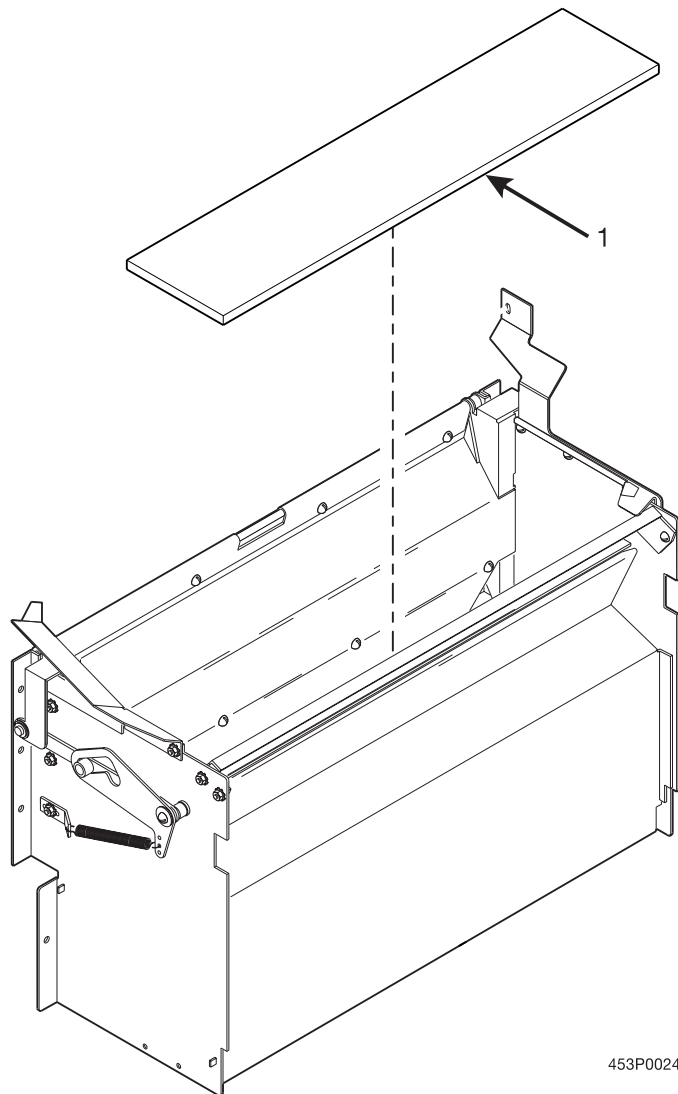


Figure 33. Accessories (Delivery Pan Pad)

# SnackVendor Model 452 - 453 Parts Manual

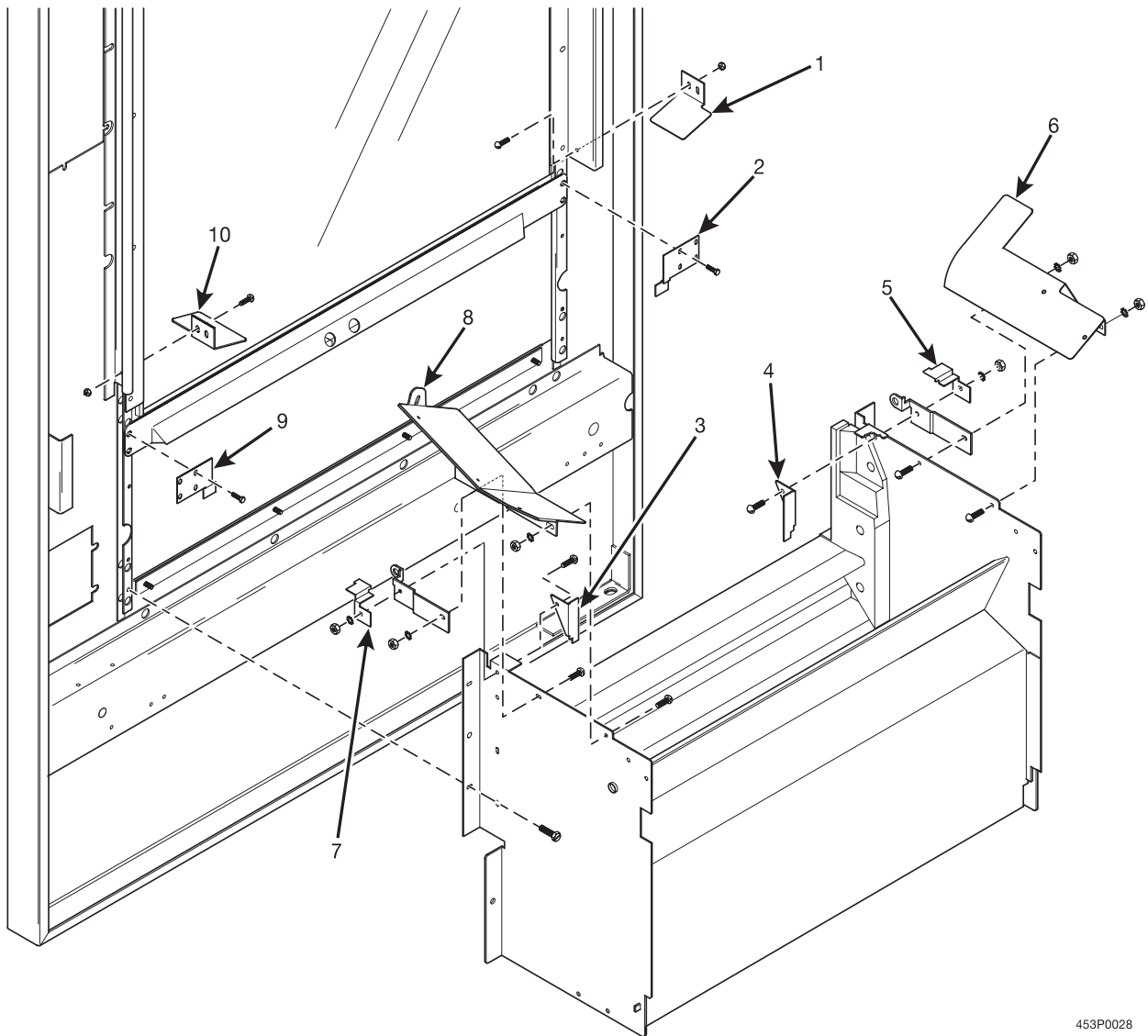


Figure 34. Accessories (Wire Block Kit)

# SnackVendor Model 452 - 453 Parts Manual

TABLE 34. ACCESSORIES (WIRE BLOCK KIT)

INDEX	PART NUMBER	DESCRIPTION	QTY.
-	1572271	WIRE BLOCK KIT - LARGE VEND DOOR	-
1	1582108	DEFLECTOR - L.H. SMALL SNACK	1
2	1572088	BLOCK - DOOR - L.H.	1
3	1572091	BLOCK - R.H. - DELIVERY DOOR	1
4	1572092	BLOCK - WIRE - L.H.	1
5	1572090	BLOCK - L.H. - DELIVERY DOOR	1
6	1572095	DEFLECTOR ASSEMBLY - L.H.	1
7	1572093	BLOCK - WIRE - R.H.	1
8	1572098	DEFLECTOR ASSEMBLY - R.H.	1
9	1572089	BLOCK - DOOR - R.H.	1
10	1572270	DEFLECTOR - L.H. - LARGE SNACK	1

# SnackVendor Model 452 - 453 Parts Manual

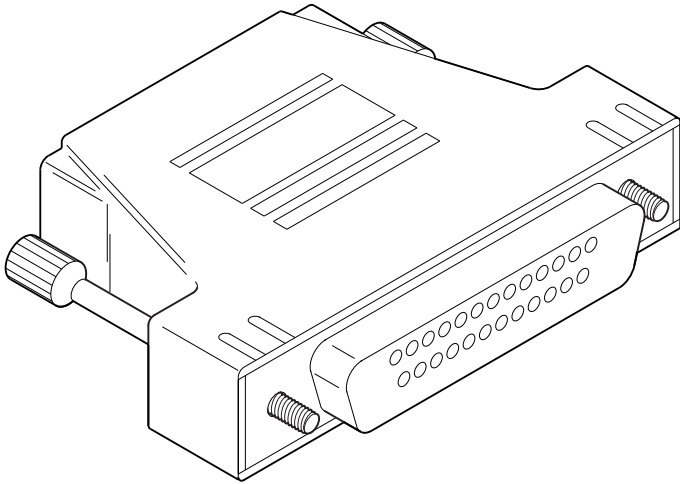
TABLE 35. ACCESSORIES (DATA PRINTER INTERFACE)

INDEX	PART NUMBER	DESCRIPTION	QTY.
-	6330749	DATA PRINTER INTERFACE	-
-	1579018	HARNESS - DATA PRINTER INTERFACE	1
-	9984516	MODULAR ADAPTER - FEMALE	1

**1579018**  
**RS232 PRINTER INTERFACE HARNESS**



**9984516**  
**FEMALE MODULAR ADAPTER**

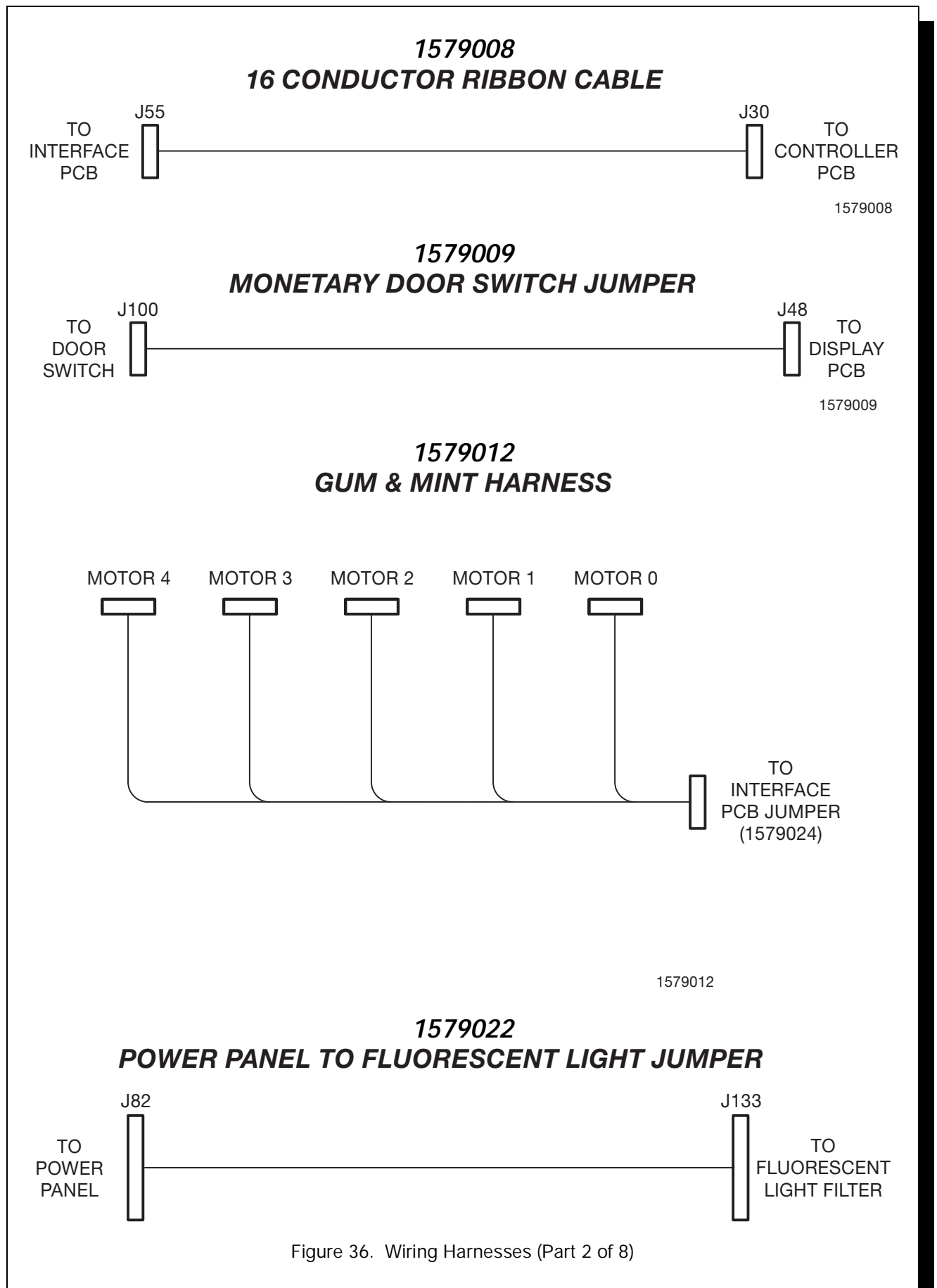


**1579019**  
**DEX PRINTER INTERFACE HARNESS**



Figure 36. Wiring Harnesses (Part 1 of 8)

# SnackVendor Model 452 - 453 Parts Manual



# SnackVendor Model 452 - 453 Parts Manual

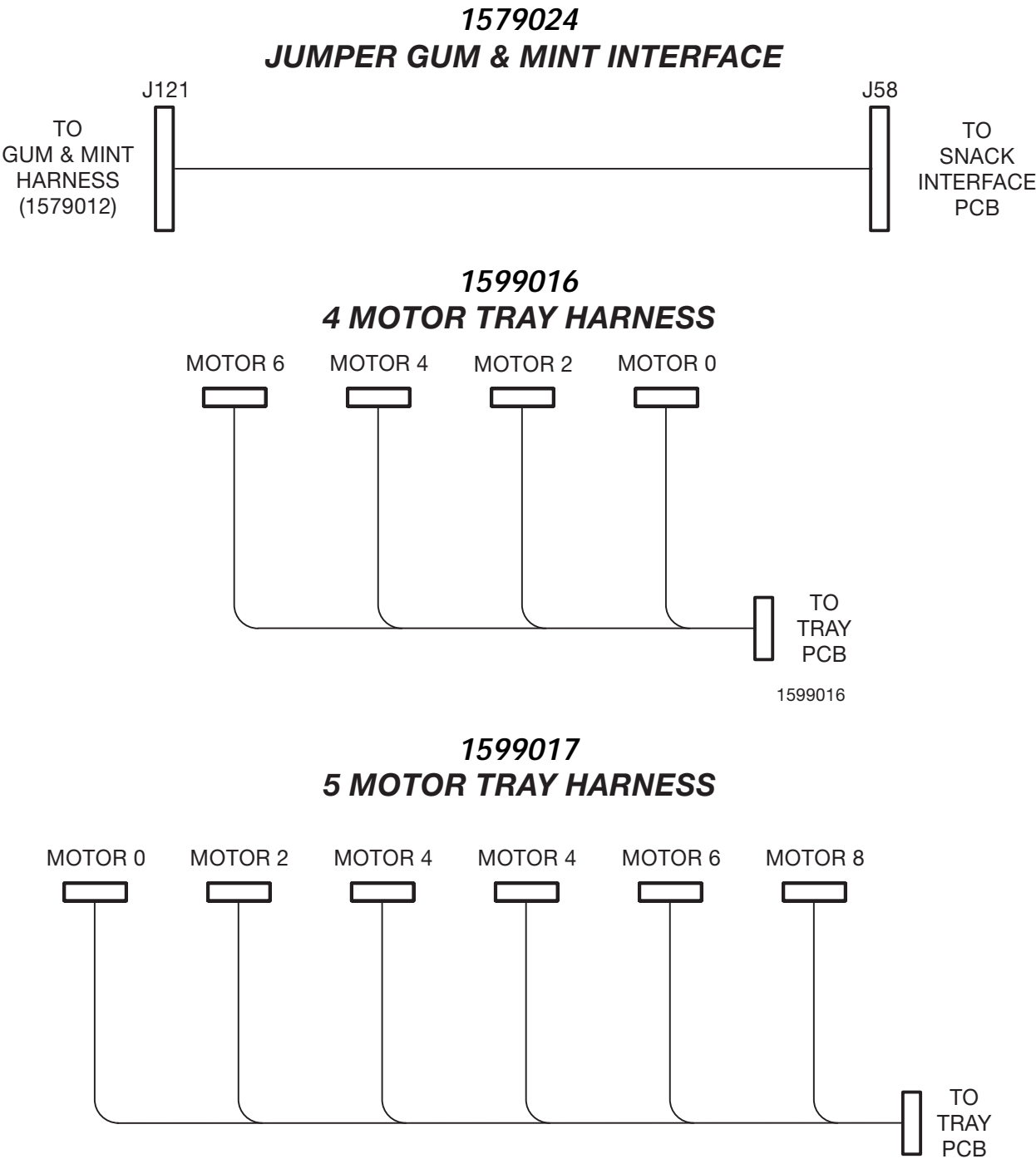


Figure 36. Wiring Harnesses (Part 3 of 8)



# SnackVendor Model 452 - 453 Parts Manual

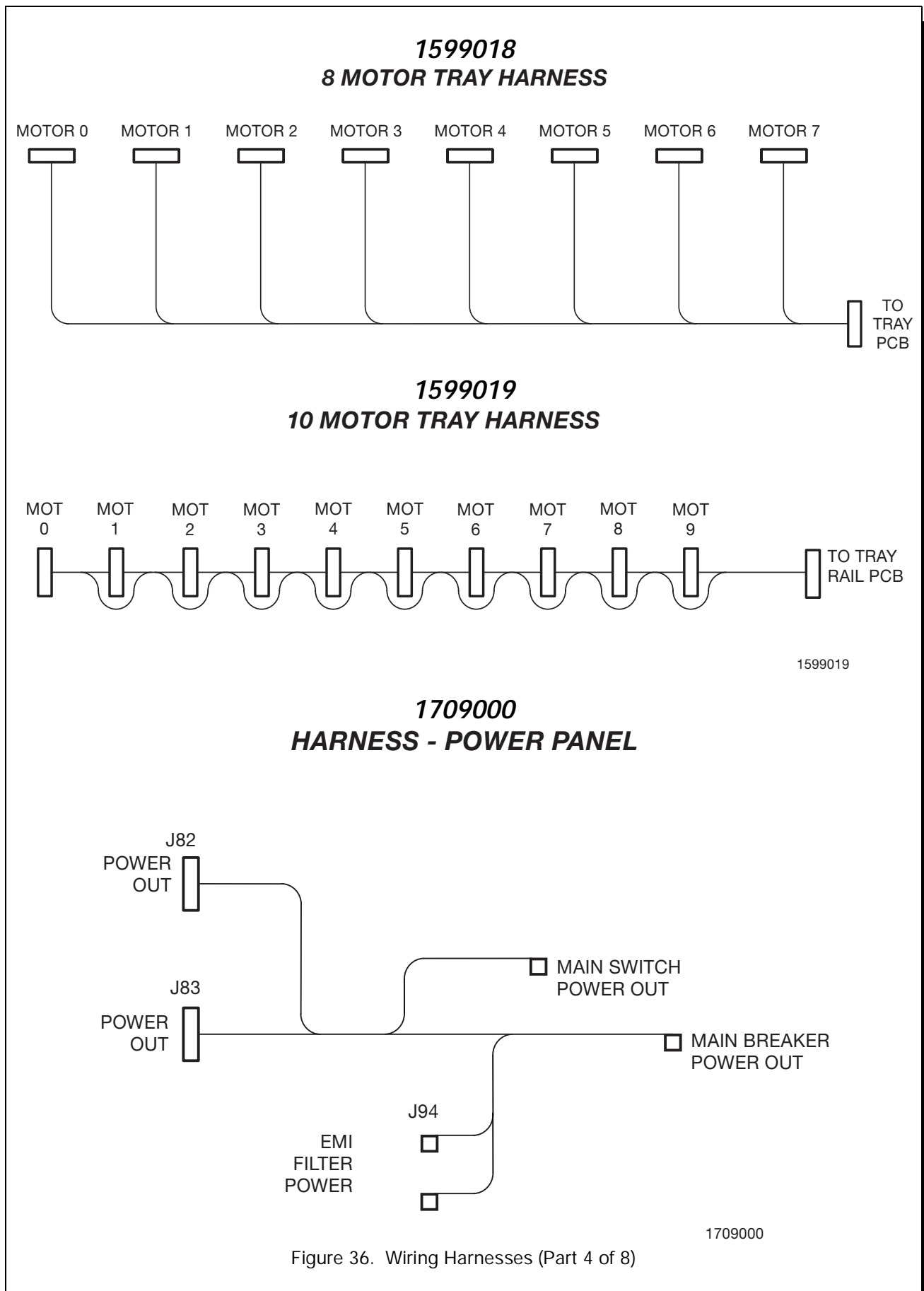


Figure 36. Wiring Harnesses (Part 4 of 8)

# SnackVendor Model 452 - 453 Parts Manual

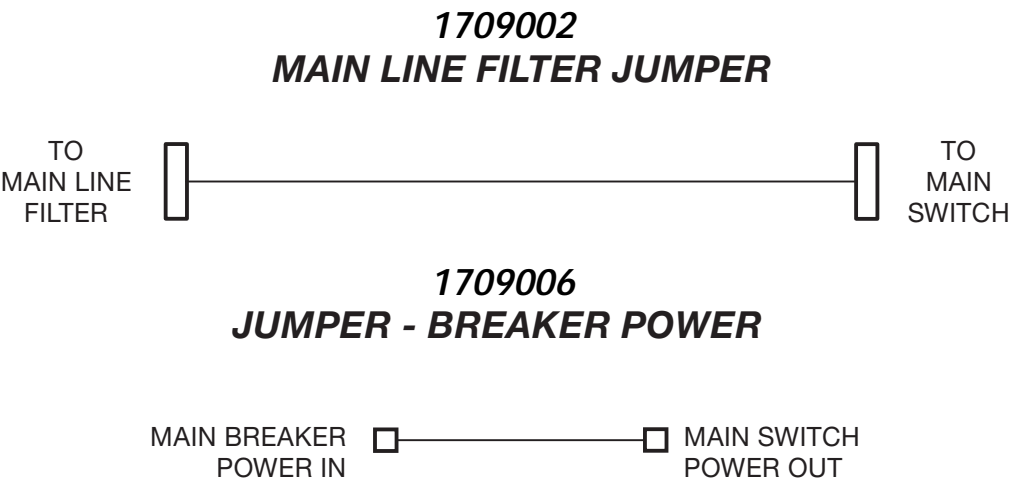


Figure 36. Wiring Harnesses (Part 5 of 8)

# SnackVendor Model 452 - 453 Parts Manual

## 1709001 120V XFMR PRIMARY JUMPER

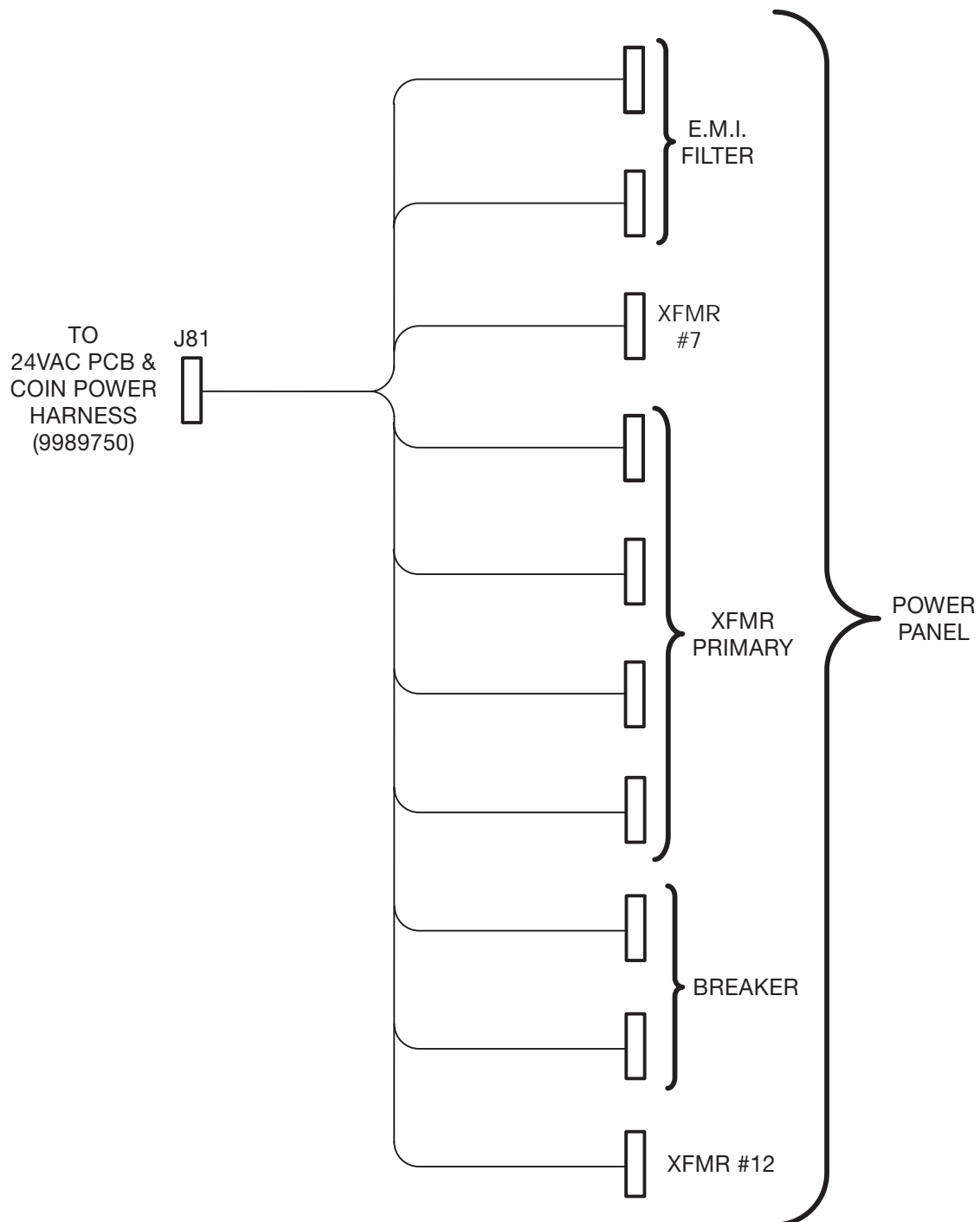


Figure 36. Wiring Harnesses (Part 6 of 8)

# SnackVendor Model 452 - 453 Parts Manual

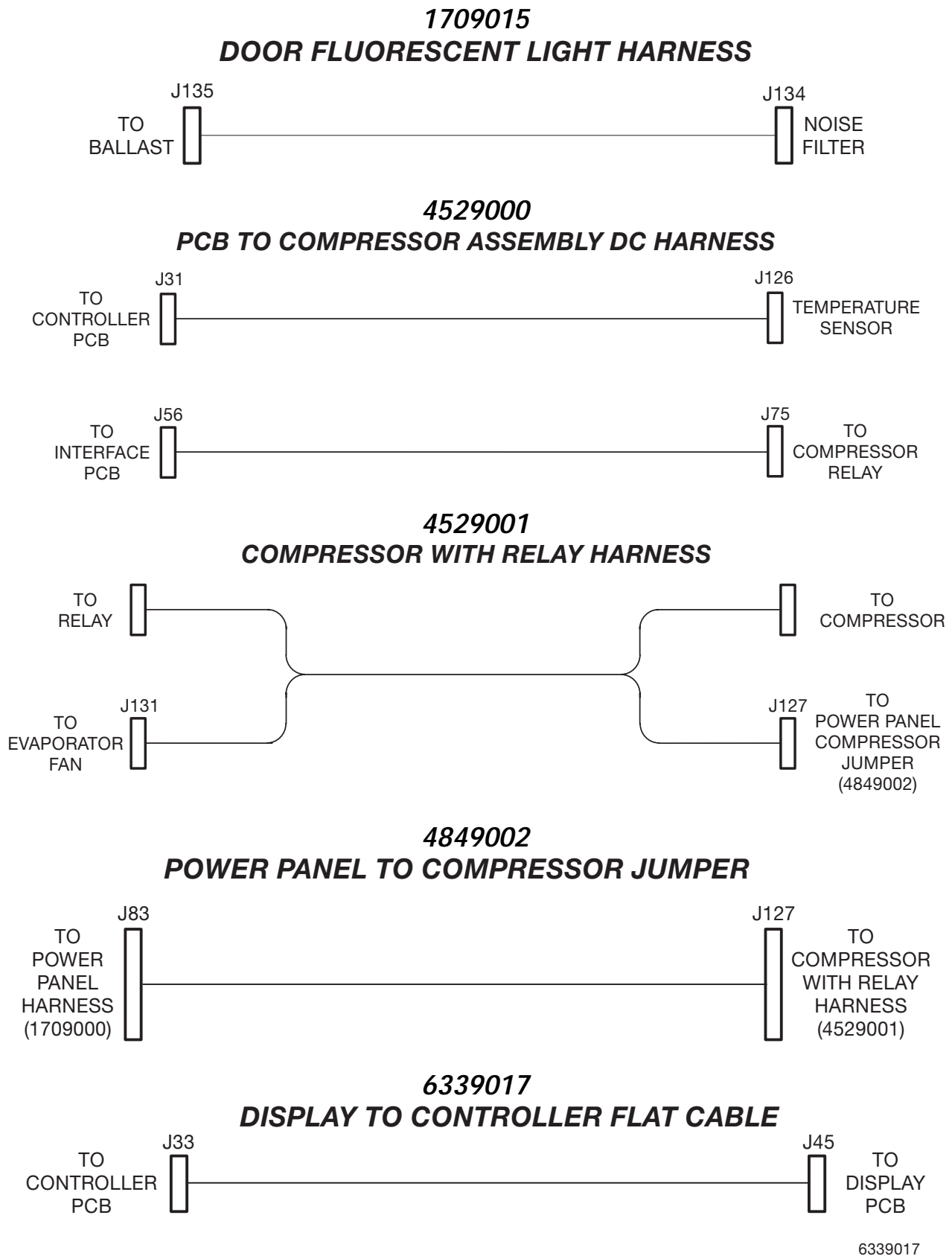


Figure 36. Wiring Harnesses (Part 7 of 8)

# SnackVendor Model 452 - 453 Parts Manual

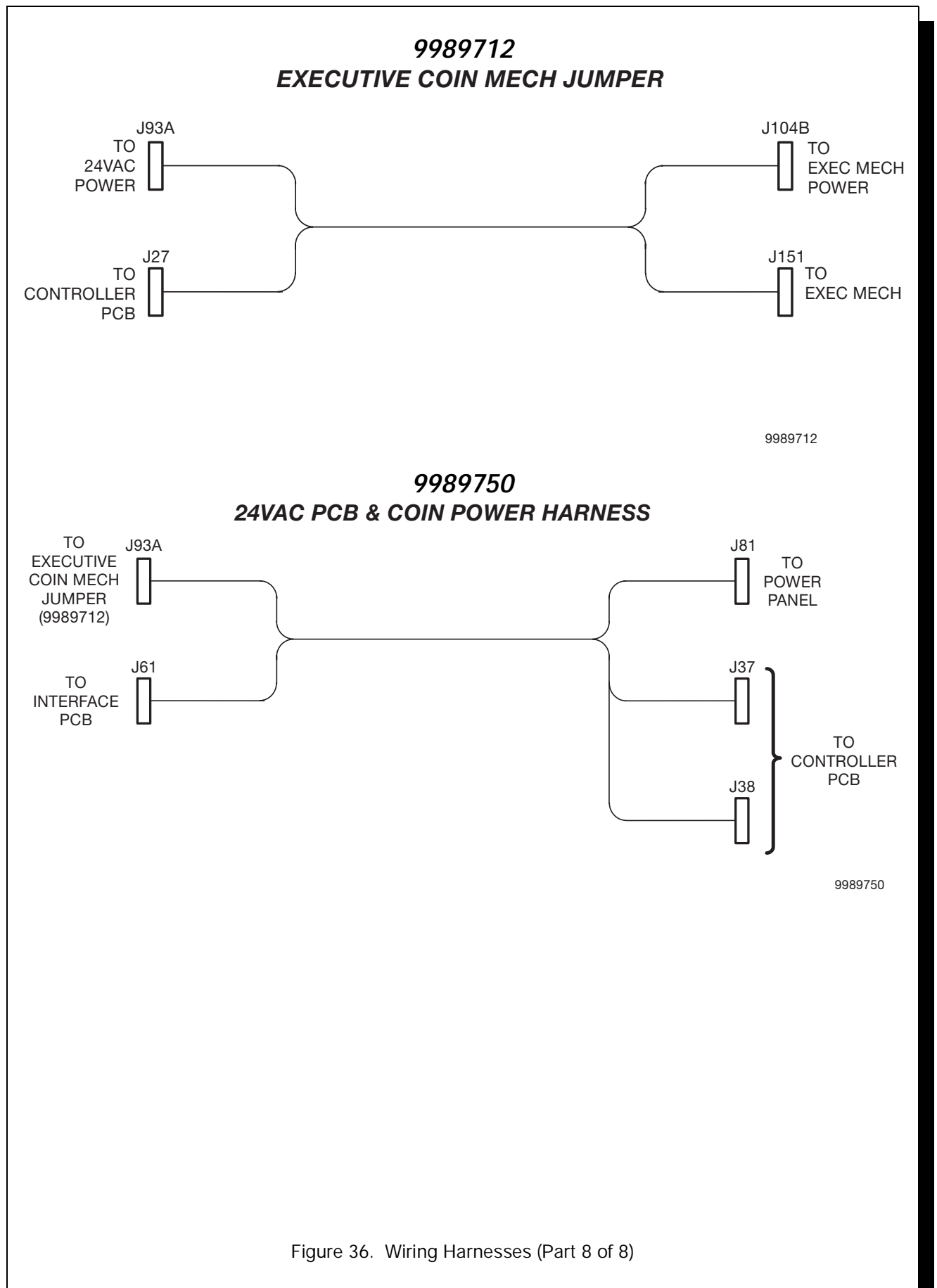


Figure 36. Wiring Harnesses (Part 8 of 8)

# SnackVendor Model 452 - 453 Parts Manual

**TABLE 36. BAG ASSEMBLY B4520001 - BELGIUM**

PART NUMBER	DESCRIPTION	QTY
1470041	PLASTIC BAG	1
1477071	PACKAGE ASSEMBLY - PRODUCT PUSHER	
1477083	RETAINER - SPIRAL - WALL	10
1477123	PRICE ROLL - 0 TO 25 - U.K./GER/FR	42
1572205	ROLL - PRICE - UK - 36P TO 62P +FREE	10
1572206	ROLL - PRICE - UK RANGE: 63P TO 90P	5
1577054	LABEL - ITEM LETTERS - A0-A9 - GER	-
1577055	LABEL - ITEM LETTERS - B0-B9 - GER	-
1577056	LABEL - ITEM LETTERS - C0-C9 - GER	-
1577057	LABEL - ITEM LETTERS - D0-D9 - GER	-
1577058	LABEL - ITEM LETTERS - E0-E9 - GER	-
1577059	LABEL - ITEM LETTERS - F0-F9 - GER	1
1577060	LABEL - ITEM LETTERS - G0-G9 - GER	1
1590045	DOCUMENTATION PACKAGE - GPL	1
1590046	APPENDIX A TO 1590044	
2360036	BAG - PACKING	1
4520002	W.D. PACKAGE - 230V - POLYVEND LTD	1
4612001	DECAL - "CHILLED FOR FRESHNESS"	1

**TABLE 37. BAG ASSEMBLY B4520000 - U.K.**

PART NUMBER	DESCRIPTION	QTY
1470041	PLASTIC BAG	1
1472273	PRICE ROLL - UK - 1L/10L,40P/95P	5
1472274	PRICE ROLL - UK - 1L/10L,8P/35P	
1477071	PACKAGE ASSEMBLY - PRODUCT PUSHER	
1477083	RETAINER - SPIRAL - WALL	10
1572205	ROLL - PRICE - UK - 36P TO 62P +FR	10
1572206	ROLL - PRICE - UK - RANGE:63P TO 90P	5
1575083	COIN CHUTE & BRACKET ASSEMBLY	1
1575086	INSTRUCTION SHEET - COIN CHUTE & BRK	1
1577061	LABEL - ITEM LETTERS - A0-A9-U.K	1
1577062	LABEL - ITEM LETTERS - B0-B9-U.K	1
1577063	LABEL - ITEM LETTERS - C0-C9-U.K	1
1577064	LABEL - ITEM LETTERS - D0-D9-U.K	1
1577065	LABEL - ITEM LETTERS - E0-E9-U.K	1
1577066	LABEL - ITEM LETTERS - F0-F9-U.K	1
1577067	LABEL - ITEM LETTERS - G0-G9-U.K	1
1590045	DOCUMENTATION PACKAGE - GPL	1
1590046	APPENDIX A TO 1590044	
2360036	BAG - PACKING	1
4520001	LIST - BAG ASSEMBLY B4520000 CONTENTS	1